



# Products and Services for Landscaping Professionals



# Make your workday better

Husqvarna products and solutions are developed for you. In everything we do, we strive to improve your life as well as the life of those around you. Through our robotic lawn mowing concept, battery-powered equipment and fleet management solutions, we continuously help create the best conditions for a healthy business.

From state-of-the-art tools, protective clothing, groundbreaking technical innovations, to aftermarket services, we have one single goal: to make your workday better, to make you better.



WHY PROFESSIONALS CHOOSE HUSQVARNA	6	✓
PRODUCT NEWS 2022	16	★
TRIMMERS AND BRUSHCUTTERS	18	✂️
HEDGE TRIMMERS	36	✂️
BLOWERS	44	🌬️
POWER CUTTERS	52	🔪
BATTERIES AND CHARGERS	60	🔋
FUEL AND LUBRICANTS	68	📄
ZERO-TURN MOWERS	70	🛒
ROBOTIC MOWERS	82	🤖
LAWN MOWERS	90	🌿
PERSONAL PROTECTIVE EQUIPMENT	96	👕
XPLORER LEISURE COLLECTION	98	👕

READ MORE ON PAGES 6-15

## Five reasons why professionals choose Husqvarna

There are many reasons why professionals choose Husqvarna products and services, packed with benefits that will make your work easier and better. Here we present five ways to increase productivity and performance, while at the same time, create a better work environment.



READ MORE ON PAGE 10

## Battery power

Battery tools that start at the push of a button. They deliver all the power needed for daily commercial work and do so with low noise, no fumes, and decreased vibrations, making life better.



Husqvarna conducts continuous product development and reserves the right to change designs, specifications, technical data and equipment levels without prior notification. As an operator you are responsible for the proper use of our products and so you should read and understand all instructions and warnings in the operator manuals before using the products. Consult your dealer about the equipment and performance of our products in your country, as this can vary per country. Regarding protective clothing and safety equipment, design and use of reflective clothing, carefully check the legal requirements in your country. Reasonable steps are taken to ensure that technical data is up-to-date at the time of publication. We cannot accept responsibility for printing errors.

# Considering a new tool purchase?

## Think again.

We all need to re-think how we do things to ensure a sustainable future. We're committed to do our part. That's why we create digital tools that allow you to have updated statistics on your entire fleet. That's why we keep on developing battery machines that are as powerful as gas-driven ones. And this is why we always have a circular mindset when we explore new solutions for the ownership and access to our products. And these are but a few of the many big and small things we're working on.


So, the next time you consider buying a machine from us, ask yourself this: Do I really need it (based on statistics from your fleet)? And if so, is there a battery option (in most cases, yes indeed)?

Join us on a sustainability journey that's good for you, your business and our planet.

### The changeover starts here!

### With the right tools, everybody wins

With Husqvarna Fleet Services™, we give you access to machine data so you can avoid having too many machines that you seldom use, which is a waste of resources. A winning concept for both your finances and our environment.



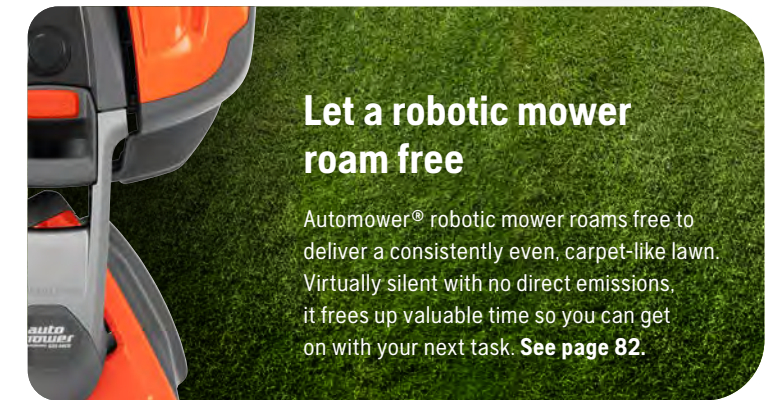
### May this force be with you

Go all-in on battery power and enjoy highly efficient, fume-free and virtually silent operations. Our battery machines allow you to reduce costs and stay competitive even when customers and regulations challenge us with tougher expectations. See pages 10-11.



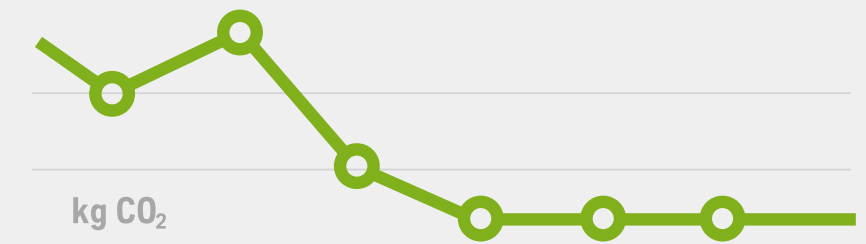
### Let a robotic mower roam free

Automower® robotic mower roams free to deliver a consistently even, carpet-like lawn. Virtually silent with no direct emissions, it frees up valuable time so you can get on with your next task. See page 82.




### Make a smaller impression

When you change from gas-driven products to battery machines, you are reducing the environmental impacts of your operation. At the same time improving the quality of life for your community, employees, and the industry.



### A cleaner working place

Even though we have powerful battery products, you sometimes need gas machines for really tough tasks. Luckily, our X-Torq® engine significantly reduces the exhaust emissions. Good for you and people nearby. See page 9.





## 1. PROFESSIONAL 500 SERIES

# Dedicated to the true professionals

Husqvarna's 500 series of products have been designed to perform. To deliver impressive results and to withstand tough usage day in, day out. No matter if you choose a battery powered or gas powered machine, every detail has been developed with professional use in mind, to maximize performance and productivity and make easy work of the toughest of jobs. Year in, year out.

### COMPREHENSIVE RANGE

## All you need to get it done

No matter if you're tasked with trimming hedges or mowing wide expanses of grass, we can supply you with all that you need to do your job, efficiently and conveniently. In our range you'll find everything from professional handheld machines to zero turn mowers. And naturally, we offer service and support to keep you running.

### HEAVY-DUTY DESIGN

## Durable and tough. Just like you.

Professional work can be demanding and challenging. This is why Husqvarna's 500 series excels when it comes to durability and longevity. Every single part of our machines have been carefully chosen, developed and tested to withstand heavy-duty usage, to maximize uptime, minimize unplanned stops and repetitious maintenance procedures.

### FEATURES AND BENEFITS

## Increase your productivity

Your professional equipment needs to be durable and reliable. But it also has to get the job done as efficiently as possible. Husqvarna machines are always developed with usage and productivity in mind. This means that you can rest assured they deliver both high power and fast speeds, while never compromising on safety, ergonomics or care for your surroundings. We manage this by constantly exploring new technologies and innovations and by adding smart features and functions that all increase you and your business' efficiency and productivity.

### USER-CENTRIC FOCUS

## Taking care of you

Vibration damping with LowVib®, easy starts with Start Mode, comfortable handles or specially designed, ergonomic harnesses. Thanks to Husqvarna's excellent, purposeful features and functions paired with well-balanced and lightweight machines, you will experience better ergonomics, less vibrations and an easier workday. This all translates into a better workday – and just as much into your overall well-being.

## 2. HUSQVARNA ENGINE AND MOTOR TECHNOLOGY

# The power you need to succeed


No matter if you choose gas or battery power, you can always rely on Husqvarna technology to deliver the required results. Characterized by our long and proud history of engineering, our 2-stroke engines and electric motors are all developed to maximize performance and durability. All to increase your productivity.

### Husqvarna electrical E-TORQ motors

The unique Husqvarna E-TORQ motors are developed and produced by Husqvarna and are perfectly adapted for each application. The brushless design minimizes the number of moving parts and the encapsulated motors are built to withstand tough, prolonged professional use, are completely maintenance-free and designed to last the entire product-life.

#### BRUSHLESS MOTORS – HIGH PERFORMANCE

The brushless motors deliver high constant torque from low rpms enough for the most demanding tasks. All to ensure uptime and productivity.



#### DESIGNED BY HUSQVARNA – MADE FOR A PERFECT FIT

Electric control units and batteries are all designed by Husqvarna. This means we can optimize the complete system, resulting in machines with low weight, slim design and excellent balance.

#### HIGH ENERGY – HIGH EFFICIENCY

To ensure a long runtime, efficient components with minimal energy losses are essential. All our motors, control units and batteries are developed with high efficiency in mind. This means that as much as possible of the energy within the battery is being utilized for real work.

### Husqvarna 2-stroke engines


We've been refining the 2-stroke gas engine ever since we started making motorcycles in 1903. This continuous strive for perfection has resulted in today's powerful, reliable and efficient engines. But we don't stop there. What really sets modern Husqvarna engines apart are their innovative features, ensuring they deliver top performance in any conditions, while using every drop of fuel to the max.

#### X-TORQ® – BOOSTING ENERGY EFFICIENCY

X-Torq® engines deliver great combustion efficiency, with no compromise on power or torque. Every cycle, the cylinder is flushed with fresh air before the air/fuel mixture enters the cylinder, to prevent unburnt fuel from mixing with the exhausts. This translates into a daily user benefit, lowering emissions and saving on fuel, compared to previous models without X-Torq® engine.

#### QUICK, RELIABLE AND POWERFUL ACCELERATION

Husqvarna's professional 2-stroke engines are optimized to deliver maximum acceleration and high torque. When combined with a quick engine start, the acceleration will allow you to get the job done faster, never compromising on the output or reliability.



#### AUTOTUNE™

### Full engine performance

With AutoTune™, you can always expect reliable starts and maximum performance from your Husqvarna. It's an automatic feature that constantly fine-tunes the air-fuel mixture, compensating for factors such as humidity, altitude, temperature, fuel quality and, not least, air filter clogging. Your engine runs perfectly – and you never have to tune the carburetor manually again.

### 3. BATTERY SERIES

## Nothing is new, except everything

It may look exactly the same. And yes, it will perform on the impressive levels that you're used to. But still, it's new. It's changed. It's been built to make new levels of efficiency possible. Because – above all – it's better. For you, your hands and your body. And for the environment and the future.

For any professional, our battery-powered equipment is a sheer pleasure to work with. From the low vibration levels to the perfect balance and the protected, encapsulated motor, the battery products will help both you and the environment to be better.

#### PERFORMANCE

### Ready for professional use

Our professional range of battery-powered machines is now stronger than ever, offering impressive power-to-weight ratio, high capacity and performance on par with their gas-powered counterparts. The power output in each machine will deliver full torque from zero rpm and has been adapted to the intended application while the heavy-duty design and active cooling allow you to work uninterrupted in any weather. Plus, the machines come with additional smart features, making work even more efficient and productive.

#### USER INTERFACE

### Taking battery convenience to a new level

Husqvarna battery-powered machines are as convenient as they come. You start and stop it with the push of a button and control it easily with the user-friendly keypad. The intuitive user interface clearly displays the battery status and speed settings. For increased safety, a LED light indicates when the machine is on, and a timer automatically switches it off after a period of inactivity.

#### WATER-PROOFED DESIGN

### Keep working in any weather

Come rain, wind or sunshine. Thanks to a well-thought-out and rigorously tested design, our battery machines fulfil IPX4 – a strict weather protection classification standard for electronic products. This makes them long-lasting and reliable tools – particularly good for working in wet conditions.

#### FLEXIBILITY

### Just pick a battery and connect

Husqvarna's battery system is based on a common platform for maximum flexibility. This means you can pick and choose almost freely among our batteries, chargers and accessories, depending on your needs. Whether you opt for carrying your batteries on your back, in your belt or in the machine itself, it all fits together beautifully. Just as easy as it should be.

#### DEVELOPED INHOUSE

### Perfect fit, perfect performance

Husqvarna's lithium-ion batteries are all developed and tested by Husqvarna. We've paid great attention to ensure constant high performance, durability, long lifetime and short charging time. And thanks to Husqvarna's unique design where all vital parts are encapsulated, the batteries are also rain- and dust resistant. This means you're able to keep going – no matter the conditions.

#### 4. LAWN MOWING CONCEPT

## The range to cover every green space

No two lawns are the same. That's why we offer a wide range of equipment – from our high-capacity zero-turn mowers to our handy trimmers and walk behind mowers. By always choosing the right one for the job, you get it done as quickly as possible, and avoid spending unnecessary time on touch-up trimming. And with the addition of our professional robotic mowers, you might not even have to spend any time at all.



#### PROFESSIONAL ZERO TURN MOWERS

**Big enough to do it quickly.  
Agile enough to do it anywhere.**

No need to leave your seat until you're done. Our commercial zero turn mowers offer the best of two worlds. You get the high capacity you need to mow large lawns quickly, as well as the agility you need to maneuver precisely. All while delivering fantastic results. [Learn more on pages 70-81.](#)



#### PROFESSIONAL ROBOTIC MOWERS

**Gives the lawn a perfect cut.  
You just watch it.**

CEORA™ and Automower® robotic mowers are Husqvarna's professional autonomous mowing solutions that flexibly manage a wide range of grass areas and types of terrain. They work in defined areas, delivering an impressive cut quality. And best of all, they work effortlessly 24/7, while you have total control from anywhere – the office, at home, or out in the field – with the touch of a button. [Learn more on pages 82-89.](#)

## 5. HUSQVARNA CARE

# Beyond easy partnership

Buying a Husqvarna product means buying into a complete support system of quality and reliability. One essential part of the experience is being able to feel confident that your products always receive the best possible care, and that the correct spare parts and right components are used.

Through our dedicated dealer network, you'll have access to expert know-how and servicing options as well as a rapid delivery system for Husqvarna Genuine parts when time is of the essence.

Husqvarna Care has been developed to provide you and your business with the uptime and cost efficiency necessary for a truly successful operation. We care. So that you don't have to.



## Original parts for genuine performance

Husqvarna Genuine Parts make sure your Husqvarna product can maintain performance at its peak potential, over time. They are tailor-made to fulfil the same requirements as the factory fitted parts in the original product. Regular maintenance and service, using Husqvarna Genuine Parts perfectly matched to the product, is the best way to ensure continuous uptime, a long service life, as well as a safe and smooth Husqvarna experience.



## Knowledge and expertise

Husqvarna has a worldwide dealer network and your local Husqvarna dealer is always ready to assist you with professional products for your specific application needs as well as maintenance advice and service assistance. If you haven't already located your Husqvarna dealer, simply use the dealer locator at [www.husqvarna.com](http://www.husqvarna.com)



## The protection your products deserve

Even the most reliable tools need a reliable warranty. Our professional handheld tools like trimmers and blowers, both gas and battery powered, come with a standard two-year warranty. And our commercial zero turn mowers are covered by warranties up to five years. More than giving you added peace of mind, this warranty supports our commitment to provide professionals with tools of high quality, dependability and reliability.



PRODUCT NEWS 2022

## Meet CEORA™

New Husqvarna CEORA™ robotic mower is a genuine game-changer. A revolutionary autonomous solution designed to take care of grass areas of up to 20 acres. EPOS™ satellite navigation technology allows you to create virtual boundaries and define precise work areas with different cutting schedules and heights. The combination of high-performance systematic cutting, low noise and zero emissions during use delivers perfect results quickly and efficiently – without disturbing those around you. It's time to expand your horizons and embrace the future. **Page 82**



### Commercial duty, battery powered

Heavy-duty, easy-to-use, low noise battery mower. Equipped with rear-wheel drive, variable speed and a 3-in-1 cutting deck for bagging, mulching, or rear discharge, the new Husqvarna W520i battery mower will add a new level of sustainable efficiency to your walk-behind fleet. Of course, it has all the user-friendly features you expect from Husqvarna. **Page 90**



### Our most powerful battery trimmer yet

Battery-driven and truly cordless, yet as powerful as an equivalent 35cc gas machine. It will turn overgrown areas into inviting places without making the job too strenuous on your body. **Page 19**

# A new standard in sustainable power

The Husqvarna range of trimmers and brushcutters are built to withstand the most demanding jobs. They are not only reliable, powerful and efficient, but also well-balanced, lightweight and easy to handle. So you get much more done in much less time. Our range of battery tools provide you with a new level of productivity and sustainable, quiet power, challenging everything you thought you knew about battery-powered tools once and for all.

## 35cc EQUIVALENT POWER

### Game-changing battery-powered brushcutting

Husqvarna's 535iFR is the most powerful battery-powered brushcutter in our range. The 35cc equivalent power E-TORQ motor and large cutting diameter provides you with the reliable levels of high performance you need to get the job done on time.



## ROBUST DESIGN

### A motivational, inspirational feeling of quality

The battery-powered tools in our range are designed with a professional look and feel. Many vital components come from our proven gas-powered range such as the bevel gear and motor suspensions crafted from magnesium.

EXPLORE ONLINE



Scan the QR code to view our range of commercial trimmers online.

**2-WAY TRIMMER HEAD****Switch direction whenever you want**

The unique Husqvarna 2-way trimmer head on the 520iLX allows you to switch direction of rotation, so you can avoid spraying grass onto walkways or into flower beds. It's also a great feature when you are working close to parked cars and other things you want to protect from gravel and dirt.

**BATTERY SERIES****Experience a quiet and comfortable workday**

Thanks to their quiet electric E-TORQ-motors, lightweight designs and fumeless operation, our professional, battery-powered trimmers and brushcutters all contribute to a much more comfortable and less stressful day – for you as well as for the people around you. The excellent anti-vibration system adds even more comfort.

**USABILITY****Intuitive keypad providing more control**

We've re-designed the user interface on our battery-powered products with bigger, more responsive buttons and a battery indicator so you'll always can keep an eye on your current charging status.

**E-TORQ MOTORS****Battery performance to rely on**

The unique Husqvarna E-TORQ motor concept sets a new level of productivity for battery equipment. The E-TORQ motors are developed and produced by Husqvarna and are perfectly adapted for each application. The brushless design minimizes the number of moving parts and the motors are built to withstand tough, prolonged professional use, are completely maintenance-free and will last for the product's whole lifespan.

**TRULY CORDLESS****Choose internal or backpack battery**

With Husqvarna battery-powered tools you are free to choose the battery solution that suits your own preferences and capacity needs. Whether you prefer to operate with individual power sources fitted inside the machine or a separate backpack battery for longer run times. Stay charged. Any way you want to.

**INTEGRATED CONNECTIVITY****An easier way to keep track of your equipment**

The Husqvarna 535iFR features a built-in connectivity module that allows them to connect with Husqvarna Fleet Services™. No need for an external sensor here. Keep track of your brushcutters' usage stats, service history and last known location in the Husqvarna Fleet Services™ app.



**DESIGNED TO PERFORM**

**Glide over the grass at a perfect angle**

Our bevel gears are precisely angled to facilitate and improve your grass clearing work. Calculations and empirical studies have shown that an angle of 30–35 degrees ensure that the cutting equipment does not hit the ground but glides over the grass, giving you the best possible cutting performance. The angle of the steering and tube has been optimized to keep the cutting equipment centered, in front of the operator for maximum control.

**CLEARING DIAMETER**

**Cut more – move less**

With our trimmers you can cut a significantly larger area, when comparing with most other machines. The reason for this is the optimised transmission and powerful engine with an impressive gear ratio. This means that the machine has the power to manage a much longer trimmer line, giving you more clearing diameter per revolution which translates into increased productivity, allowing you to finish the job at hand faster.



**LOW VIB®**

**Stay alert and save your fingers from vibration**

Thanks to effective vibration dampening, you can work comfortably and efficiently – without getting vibration white finger. Keeping the vibrations in the handles at extremely low levels spares your arms and hands, allowing you to stay safe and productive in the long run.



**BALANCE**

**Designed for effortless handling**

How a piece of equipment handles has a lot to do with how well-balanced it is. And we've gone to great lengths to achieve just that, to boost maneuverability and make work less strenuous.

**HARNESSES**

**Designed around you**

Using a harness improves your pattern of movement, helps you work more safely and provides relief for your body. This is why we have invested so much time in developing harnesses that help you get the most out of your machine. By efficiently distributing the weight to provide the best possible balance, they make the machine feel lighter, more maneuverable and less strenuous to operate. All contributing to better results.

Check out our products on page 33.



**X-TORQ®**

**All the power you need. Without all the fumes you don't.**

X-Torq® engines deliver great combustion efficiency, with no compromise on power or torque. Every cycle, the cylinder is flushed with fresh air before the air-fuel mixture enters the cylinder, to prevent unburnt fuel from mixing with the exhausts. The result? A significant reduction of exhaust emissions as well as improved fuel efficiency, compared to similar models without X-Torq®.

### GAS TRIMMER

## 522L



22.5 cm<sup>3</sup>  
 1.01 hp  
 18 in  
 9.26 lbs

A high-performance, high-value string trimmer that's easy to start, operate and maintain. Makes quick work of daily commercial lawn maintenance tasks.

- Standalone starter
- X-Torq®
- Auto return stop switch

### GAS TRIMMER

## 525L



25.4 cm<sup>3</sup>  
 1.21 hp  
 18 in  
 9.7 lbs

A commercial duty trimmer with one of the lightest weights and lowest vibration levels in its class. The 525L is extremely maneuverable and easy to use while also being durable enough for daily use.

- Auto return stop switch
- X-Torq®
- LowVib®
- Solid 7-spline shaft

### GAS TRIMMER

## 525LS Mark II

NEW



25.4 cm<sup>3</sup>  
 1.34 hp  
 19 in  
 10.14 lbs

With one of the best power-to-weight ratios and largest cutting areas in its class, the 525LS Mark II allows commercial maintenance crews to be more productive and less fatigued every day.

- 30% larger fuel tank
- Auto return stop switch
- X-Torq®
- LowVib®
- Metal skid-plate

### GAS TRIMMER

## 525LST Mark II

NEW



25.4 cm<sup>3</sup>  
 1.34 hp  
 19 in  
 10.36 lbs

With the best power-to-weight ratio the 525LST Mark II is also one of the most productive trimmers in its class. This ultra-efficient tool is the perfect choice for the most demanding commercial duties.

- Hi-Torque gearbox
- 30% larger fuel tank
- Auto return stop switch
- X-Torq®
- LowVib®
- Solid 7-spline shaft

### GAS BRUSHCUTTER

## 525RX



25.4 cm<sup>3</sup>  
 1.34 hp  
 18 in  
 10.8 lbs

Lightweight and ergonomic, yet efficient, 25cc brushcutter for frequent trimming duties and general landscape maintenance around commercial properties, estates, farms and parks.

- X-Torq®
- Standalone starter
- Auto return stop switch

### GAS BRUSHCUTTER

## 545FR



45.7 cm<sup>3</sup>  
 2.8 hp  
 19 in  
 19.2 lbs

High-performance, versatile 45cc brushcutter with excellent ergonomics for frequent use on brush and weeds. Ideal for heavy agricultural, horticultural and utility applications. Includes trimmer head, grass blade and saw blade.

- X-Torq®
- Standalone starter
- Auto return stop switch
- LowVib®
- Smart Start™

### GAS TRIMMER

## 430LS



29.5 cm<sup>3</sup>  
 1.3 hp  
 18 in  
 11.2 lbs

Designed for professional use in the most rugged conditions. With comfortable ergonomics and industry-leading reliability, the 430LS delivers maximum torque for maintenance operations.

- X-Torq®
- Standalone starter
- Heavy duty bevel gear

### GAS TRIMMER

## 535LS



34.6 cm<sup>3</sup>  
 2.15 hp  
 20 in  
 12.13 lbs

The 535LS is a heavy-duty, high-powered trimmer in the 35cc class that's built for daily use by hardworking commercial contractors. Easy to maintain, it features pro-grade components and intuitive controls.

- Heavy duty bevel gear
- Auto return stop switch
- X-Torq®

### GAS TRIMMER

## 535LST



34.6 cm<sup>3</sup>  
 2.15 hp  
 20 in  
 12.13 lbs

Husqvarna's 535LST is a powerful tool for maximum professional performance. Built to meet the toughest jobs in the most demanding conditions with a high torque gearbox.

- Hi-Torque gearbox
- X-Torq®
- Auto return stop switch
- Stand alone starter
- Heavy duty bevel gear

### BATTERY TRIMMER

## 520iLX



16 in  
 6.6 lbs

A lightweight, battery-powered loop-handle trimmer with high performance. Perfect for landscapers and contractors. Features excellent ergonomics and balance, 2-way rotation trimmer head and long-lasting brushless motor.

- Brushless E-TORQ motor
- saveE™
- Intuitive keypad
- Weatherproof (IPX4)
- Two-way rotation

### BATTERY BRUSHCUTTER

## 535iFR




18 in  
 9.9 lbs

Robust and versatile, high-performance battery-powered brushcutter with a power output equivalent to a 35cc gas brushcutter. Lightweight and well-balanced for frequent use on grass, brush and light forestry clearing. Includes trimmer head, grass blade and saw blade.

- Brushless E-TORQ motor
- 3-speed mode
- Intuitive keypad with battery status
- Integrated connectivity
- Weatherproof (IPX4)

# One machine for all your needs


Our combi trimmers and brushcutters are really smart investments – in many aspects. Firstly, you don't need to pack your trailer with several machines when traveling from job to job. You only need the various attachments to deal with upcoming tasks. Secondly, you only need to refuel and start up one machine. Finally, less time and money is wasted on maintenance and servicing several machines. These are just some of the benefits that come from using a combi trimmer.



## ATTACHMENT RANGE

### Whatever you want to trim, cut or remove

A smart design with quick connections makes it easy to switch between different attachments and avoid wasting valuable work time on site. Each attachment comes with a durable design and – most importantly – sufficient power to trim dense grass, cut vigorous bushes, blow or sweep huge piles of leaves and debris.



## PERFORMANCE

### Just as reliable. Just more flexible.

We never compromise when it comes to power, durability and productivity. That's why we have designed our combi machines to work equally well as our conventional machines. This means that you get a reliable workmate that handles everything from powerful pole sawing to efficient cultivating with ease.

### GAS COMBI MACHINE

## 535LK



34.6 cm<sup>3</sup>  
 2.0 hp  
 12.79 lbs

Lightweight, 35cc loop-handle combi machine with several features for easy and comfortable use. Thanks to the 24 mm shaft diameter, it can be equipped with a host of different attachments, making it the perfect multi-tool.

- X-Torq®
- Standalone starter
- Auto return stop switch
- Click-on attachments

### GAS COMBI MACHINE

## 525LK



25.4 cm<sup>3</sup>  
 1.34 hp  
 9.92 lbs

Lightweight, 25cc loop-handle combi machine with several features for easy and comfortable use. Thanks to the 24 mm shaft diameter, it can be equipped with a host of different attachments, making it the perfect multi-tool.

- X-Torq®
- Standalone starter
- Auto return stop switch
- Smart Start™
- Click-on attachments

### GAS COMBI MACHINE

## 524LK



25.0 cm<sup>3</sup>  
 0.9 hp  
 11.9 lbs

The 524LK is a heavy-duty tool that's built for daily use by commercial landscapers. Easy to maintain and service, it features pro-grade components and intuitive controls.

- Click on attachments
- Air purge
- Comfortable, adjustable handle

### BATTERY COMBI MACHINE

## 325iLK



5.29 lbs

The 325iLK features 25cc equivalent performance while simultaneously offering multipurpose use and perfect balance. Coupled with all the benefits of a battery tool, it's built for a virtually maintenance-free service life.

- Click on attachments
- Silent operation
- Low maintenance

### TRIMMER



Trimmer head attachment equipped with a combination guard and a T35 Tap-n-Go trimmer head. Shaft diameter 24 mm.

### BRUSHCUTTER



Brushcutter attachment equipped with a combination guard and a grass knife. Shaft diameter 24 mm.  
BCA 850/24 with Multi 255-4 grass knife, complete with J-handle and harness.

### HEDGERS



Hedge trimmer attachment. Cutting deck 23.6". Shaft diameter 24 mm.  
HA 200, tube length 4.3".  
HA 860, tube length 33.4".

### POLE SAW



Provides extra reach when needed. Cuts branches up to approx. 6.0" in thickness. Shaft diameter 24 mm.  
PAX 1100, 43.3 in  
PAX 730, 28.7 in

### EDGER



Keeps lawns, pathways and flowerbeds looking good with straight, neat edging. Shaft diameter 24 mm.  
ESA 850, straight shaft  
ECA 850, curved shaft

### TILLER



Ideal on delicate flowerbeds and around the base of trees. Shaft diameter 24 mm.

### BRISTLE BRUSH



Sturdy brush that removes dirt from paths, driveways and even in deep grooves. Guard is included. Width 23.6". Shaft diameter 24 mm.

### SWEEPER



High-capacity rubber broom that cleans sand and gravel from paths, driveways and lawns. Guard is included. Width 23.6". Shaft diameter 24 mm.

### DETHATCHER



Cleans away moss to provide a healthier lawn. Width 23.6". Shaft diameter 24 mm.

### BLOWER



Powerful blower that frees paths and driveways from leaves, litter and grass clippings. Shaft diameter 24 mm.

### WEED SCISSORS



Cutting attachment for weed control and grass edging along sidewalks and gravel paths, reduces risk of scattered rocks and other debris. Shaft diameter 24 mm.

### EXTENSION



Shaft extension that provides an extra reach of almost 32". Shaft diameter 24 mm.

TRIMMERS AND BRUSHCUTTERS	522L	525L	525LS Mark II	525LST Mark II	430LS	535LS	535LST	520iLX	525RX	545FR
<b>TECHNICAL SPECIFICATIONS</b>										
Cylinder displacement, cm <sup>3</sup>	22.5	25.4	25.4	25.4	29.5	34.6	34.6	-	25.4	45.7
Power output, hp	1.01	1.21	1.34	1.34	1.3	2.15	2.15	40 V	1.34	2.8
Engine configuration	2-stroke	2-stroke	2-stroke	2-stroke	2-stroke	2-stroke	2-stroke	-	2-stroke	2-stroke
Maximum power speed, rpm	8500	8500	8500	8500	8000	8400	8400	-	8500	8800
Fuel tank volume, fl oz	16.9	17.25	17.25	17.25	23.7	20.29	20.29	-	17.25	30.43
Fuel consumption, g/kWh	450	600	600	600	508	475	475	-	600	450
Torque, max, Nm	1	1.2	1.2	1.2	1.37	1.9	1.9	-	1.2	2.6
Drive gear angle, deg	60	30	30	30	30	30	30	-	30	35
Sound pressure level at operators ear, dB(A)	98	98	98	98	95	100	100	76	93	100
Sound power level guaranteed (LWA) dB(A)	108	107	107	114	116	114	114	89	106	117
Cutting width, in	18	18	19	19	18	20	20	16	18	19
Weight (excl. cutting equipment), lbs	9.26	9.7	10.14	10.36	11.2	12.13	12.13	6.6	10.8	19.2
<b>FEATURES</b>										
Attachment capable	●	●	●	●	●	●	●	●	●	●
Auto return stop switch	-	-	-	-	-	-	-	-	-	-
Combi-guard	●	●	●	●	-	●	●	-	●	●
High handlebar	-	-	-	-	-	-	-	-	●	●
Hi-torque gearbox	-	-	-	-	-	-	-	-	●	●
Integrated connectivity	-	-	-	●	-	-	●	-	-	-
LowVib®	-	-	-	-	-	-	-	-	-	-
Metal skidplate	●	●	●	●	-	●	●	-	●	●
Purge bulb	-	-	●	●	-	●	●	-	-	-
Soft grip handles	●	●	●	●	●	●	●	-	●	●
Solid steel shaft	-	-	●	●	-	-	-	-	-	●
Stand alone starter	●	●	●	●	●	●	●	●	●	●
Tool-less adjustment of handlebar	●	●	●	●	●	●	●	-	●	●
Tool-less adjustment of harness hook eyelet	-	-	-	-	-	-	-	●	●	●
Two way rotation	-	-	-	-	-	-	-	-	●	●
X-Torq® engine	-	-	-	-	-	-	-	●	-	-
7° offset handlebar	●	●	●	●	●	●	●	●	●	●
<b>CUTTING EQUIPMENT INCLUDED</b>										
Trimmer head	T35	T35	T35X	T35X	T35	T35X	T35X	T25B	T35	T45X
Grass blade	-	-	-	-	-	-	-	-	255-4	300-3
Saw blade	-	-	-	-	-	-	-	-	-	220-22
Harness	-	-	-	-	-	-	-	-	Balance 35	Balance X™

\*Equivalent sound pressure level at the operator's ear, measured according to ISO 22868, dB(A). Reported data for equivalent sound pressure level for the machine has a typical statistical dispersion (standard deviation) of 1 dB(A). \*\*Noise emissions in the environment measured as sound power (LWA) in conformity with EC directive 2000/14/EC. Reported sound power level for the machine has been measured with the original cutting attachment that gives the highest level. The guaranteed sound power level includes variation in production as well as variation from the test code with 1-3 dB(A). \*\*\*Equivalent vibration levels (ahv,eq) at handles, measured according to EN ISO 11806-1 and ISO 22867, m/s<sup>2</sup>. Reported data for equivalent vibration level has a typical statistical dispersion (standard deviation) of 1 m/s<sup>2</sup>.

**NOMINAL POWER** The EU machinery directive (2006/42/EC) came into force on January 1, 2010, requiring manufacturers to declare the nominal power of engines, in kilowatts (kW). The power rating of the engines indicated is the average net power output during a normal working situations and meets applicable noise regulations (at specified rpm, see owner manual) of a typical production engine for the engine model measured to SAE standard J1349/ISO 1585. Mass production engines may differ from this value. Actual power output for the engine installed in the final machine will depend on the operating speed, environmental conditions and other variables.



TRIMMERS AND BRUSHCUTTERS	535iFR	535LK	525LK	524LK	325iLK
<b>TECHNICAL SPECIFICATIONS</b>					
Cylinder displacement, cm <sup>3</sup>	-	34.6	25.4	25	-
Power output, hp	40 V	2	1.34	0.9	40 V
Engine configuration	-	2-stroke	2-stroke	4-stroke	-
Maximum power speed, rpm	8200	8400	8500	7000	8400
Fuel tank volume, fl oz	-	20.29	17.25	16.91	-
Fuel consumption, g/kWh	-	475	600	540	-
Torque, max, Nm	-	1.9	1.2	1.05	-
Drive gear angle, deg	35	30	30	30	60
Sound pressure level at operators ear, dB(A)	80	99	94	97	82
Sound power level guaranteed (LWA) dB(A)	96	114	106	107	96
Cutting width, in	18	18	18	18	17
Weight (excl. cutting equipment), lbs	9.9	12.79	9.92	11.9	5.29
<b>FEATURES</b>					
Attachment capable	●	●	●	●	●
Auto return stop switch	-	●	●	●	●
Combi-guard	-	●	●	●	●
High handlebar	●	-	-	-	-
Hi-torque gearbox	●	-	-	-	-
Integrated connectivity	-	-	-	-	-
LowVib®	●	-	-	-	-
Metal skidplate	-	●	●	-	-
Purge bulb	-	●	●	●	-
Soft grip handles	-	●	●	●	-
Solid steel shaft	●	-	●	-	-
Stand alone starter	●	●	●	●	●
Tool-less adjustment of handlebar	-	●	●	-	-
Tool-less adjustment of harness hook eyelet	●	●	●	●	●
Two way rotation	●	-	-	-	-
X-Torq® engine	-	-	-	-	-
7" offset handlebar	-	●	●	●	-
<b>CUTTING EQUIPMENT INCLUDED</b>					
Trimmer head	T35	-	-	-	-
Grass blade	300-3	-	-	-	-
Saw blade	200-22	-	-	-	-
Harness	Balance 55	-	-	-	-

\*Equivalent sound pressure level at the operator's ear, measured according to ISO 22868, dB(A). Reported data for equivalent sound pressure level for the machine has a typical statistical dispersion (standard deviation) of 1 dB(A). \*\*Noise emissions in the environment measured as sound power (LWA) in conformity with EC directive 2000/14/EC. Reported sound power level for the machine has been measured with the original cutting attachment that gives the highest level. The guaranteed sound power level includes variation in production as well as variation from the test code with 1-3 dB(A). \*\*\*Equivalent vibration levels (ahv,eq) at handles, measured according to EN ISO 11806-1 and ISO 22867, m/s<sup>2</sup>. Reported data for equivalent vibration level has a typical statistical dispersion (standard deviation) of 1 m/s<sup>2</sup>.

**BALANCE XT™**



Our most advanced harness with several useful features such as settings for men and women, and a pivoting shoulder section. Weight is evenly distributed across the shoulders and between the chest and back. Also, it distributes load from the shoulders to the hips.

**BALANCE X™**



Delivers great relief to your upper body and arms thanks to well balanced weight distribution between the shoulders, between the chest and back, and from the shoulders to the hips.

**BALANCE 55/BALANCE 35**



Ergonomically designed harnesses that distribute the load optimally between your shoulders, chest and back.

**BACKPACK HARNESS**



Ergonomically designed harness for carrying a backpack battery. It allows you to easily detach and switch batteries between team members while keeping your harness optimally adjusted for individual fit.

**HIP-PAD**



Completes the backpack battery harness in combination with battery brushcutters and battery blowers. For a more convenient and relaxed working position.

HARNESSES	BALANCE XT™	BALANCE X™	BALANCE 55	BALANCE 35	BACKPACK HARNESS
<b>FEATURES</b>					
Wide, ventilated back plate	●	●	●	●	-
Quick set adjustment points	●	●	●	●	●
Padded, ergonomics straps	●	●	●	●	●
Shock-absorbing hip pad	●	●	●	-	-
Flexible hip pad suspension	●	●	●	●	-
Wide, supporting hip belt	●	●	-	-	-
Quick release on hip pad	●	●	-	-	-
Grass and forest mode	●	●	-	-	-
Height-adjustable back plate	●	-	-	-	●
Flexible shoulder section	●	-	-	-	●
Flexible hip fixing point	-	-	-	-	●
Special setting for women	●	-	-	-	-
Holder for your battery carrier	-	-	-	-	-

**NOMINAL POWER** The EU machinery directive (2006/42/EC) came into force on January 1, 2010, requiring manufacturers to declare the nominal power of engines, in kilowatts (kW). The power rating of the engines indicated is the average net power output during a normal working situations and meets applicable noise regulations (at specified rpm, see owner manual) of a typical production engine for the engine model measured to SAE standard J1349/ISO 1585. Mass production engines may differ from this value. Actual power output for the engine installed in the final machine will depend on the operating speed, environmental conditions and other variables.

# Your optimal choice of cutting equipment

Our trimmer heads, trimmer lines and blades do more than simply cut. Their excellent design, high-quality materials and facilitating technology mean you are always properly equipped to take on the job. Find out more at [husqvarna.com](http://husqvarna.com)



## COMBI-GUARD No need to switch

The combination guard is handy if you want to switch between using a grass blade and a trimmer head, without having to remove and replace the guard. It works equally well for both.




## CONVENIENT FEED Need more trimmer line? Just tap.

With the Tap-n-Go feature, all you have to do to feed more trimmer line, is press the trimmer head against the ground. Easy, more robust and a smart stop to unintentional line feed when you hit rocks or stones.

## RAPIDREPLACE™ Saving time, effort and trimmer line

Husqvarna's RapidReplace™ trimmer head for your gas-powered string trimmer will streamline and simplify the line reloading process. Simply, align, load and twist the RapidReplace™ head – no disassembly required. The RapidReplace™ holds up to 10% more trimmer line than Echo Speed-Feed 400.\* Includes adapters for universal compatibility with most gas-powered trimmers. Compatible with .065 - .105 trimmer line. (\*When comparing line capacity of .095 diameter trimmer line.)



**SAW BLADES**  
Developed in close collaboration with professional clearing saw workers, delivering a winning combination of maximum cutting capacity and low vibration levels. Available with 22 or 24 teeth.



**GRASS BLADES**  
For dense, coarse grass, but not for woody growth. Grass falls onto the blade for neat rows. Available with 4 or 8 teeth.



**GRASS KNIVES**  
For dense, coarse grass, but not for woody growth. Available with 2, 3 or 4 teeth.



**SEMI-AUTOMATIC TRIMMER HEADS, 25-55cc**  
The Tap-n-Go function automatically feeds line when the head is pushed against the ground. On the X variants, the Tap-n-Go button is equipped with ball bearing for a longer working life. T35 Universal includes adapters that allow it to be attached to most other trimmers.



**MANUAL TRIMMER HEADS, 25-42cc**  
Trimmer head with manual cord feed. The cord is fed manually by the user when pushing the cord feed button and pulling the cord.



**TRI-CUT HEAD**  
Three nylon pivoting blades are capable of cutting from light grass to thick weeds.

# Genuine Husqvarna trimmer lines maximize performance



**TITANIUM XPRO TRIMMER LINE**  
Maximize your trimming performance with Husqvarna's Titanium XPRO trimmer line. Suitable for all-around use on a wide range of applications, this round, dimpled, co-extruded line is made of a commercial-grade polymer for maximum durability, cutting performance, and energy efficient. Available in .095" and .105" gauges as well as ½ lb, 1 lb, 3 lb, or 5 lb spools.



**TITANIUM FORCE TRIMMER LINE**  
Take your trimming to the next level with Husqvarna's Titanium® Force trimmer line. Suitable for all-around use on a wide range of applications, this round and dimpled line offers superior durability and improved flight attributes for smoother trimming and reduced noise. Available in .080", .095", .105", and .130" gauges as well as ½ lb, 1 lb, 3 lb, or 5 lb spools.



**TRIM FORCE SQUARE TRIMMER LINE**  
Put the finishing touches on any lawn with Husqvarna's Trim Force™ trimmer line. Suitable for all-around use on a wide range of applications, this square-shaped line delivers a higher level of cutting performance. Available in .095", .105", and .130" gauges as well as ½ lb, 1 lb, 3 lb, or 5 lb spools.



**TRIM FORCE ROUND TRIMMER LINE**  
Put the finishing touches on any lawn with Husqvarna's Trim Force™ trimmer line. Suitable for all-around use on a wide range of applications, this round-shaped line features good durability, cutting performance and energy efficiency. Available in .080", .095", and .105" gauges as well as ½ lb, 1 lb, 3 lb, or 5 lb spools.



# Trim more with less effort

Everything we do is about making your work easier. This is particularly evident in the development of our hedge trimmers. They are robust and powerful, yet at the same time lightweight and well-balanced work companions. Crammed with ergonomically designed solutions and smart features – such as the multi-position handle – they allow you to work quickly and efficiently, in even the most demanding situations.

## PERFORMANCE

### Optimized for heavy-duty use

Low weight, perfected balance – all tried and tested by real users, in the field. And no matter if you're facing a heavy-duty coarse-cut task or a lighter, easier job, you'll experience an impressive high cutting capacity thanks to the perfect match between blade speed and teeth design. The Husqvarna 522 series of hedge trimmers will make easy work of anything from the most dense or overgrown of hedges to regular trimming.

## EXPLORE ONLINE



Scan the QR code to view our range of commercial hedge trimmers online.



## LOW VIBRATION

### Stay alert and save your fingers from vibration

Husqvarna hedge trimmers are a pleasure to work with. Not least because of their extremely low vibration levels, sparing your hands and arms a lot of strain. LowVib® is our anti-vibration system that provides efficient dampening to minimize vibration in the handles.

## MULTI-POSITION HANDLE

### Cut in any angle you like

No need to twist and turn your body into awkward positions. With the multi-position handle, you can easily angle the machine to operate the cutter bar in any direction you want. Perfect when you're switching between cutting the sides and the top of the hedge. You can always keep an ergonomic position – reducing the strain on your arms, wrists and shoulders – while you have precise control for a great end result.

## BATTERY SERIES

**Make work feel less like work**

Feel the difference in your arms and shoulders, as well as in your nose and ears. Thanks to the low weight, low vibration levels and the absence of direct emissions, our battery hedge trimmers provide a healthier working environment for the operator. And to the delight of both operator and local residents, the battery-powered motor runs quietly. Moreover, we're the only manufacturer who offers a truly professional range of hedge trimmers where you can choose freely between internal or external battery power.

## BATTERY SERIES

**Battery comfort that lasts**

The reliable and well-balanced electric motor is especially adapted for hedge trimmers. Enjoy impressive performance with full torque from zero to full speed. The reliable and safe Li-ion battery technology ensures durability, even at high temperatures, while the savE™ economy mode makes the batteries last longer.

## POLE HEDGE TRIMMERS

**Cover more with total control from a distance**

Pole hedge trimmers allow you to adopt a much more comfortable and ergonomic position, so you can stay alert throughout the workday. You reach large areas without having to move around, and have great control of the end result. On some models, the cutter bar can be adjusted remotely, to a wide range of angles, all depending on the task.

## CUTTING KNIVES

**An efficient job starts with a sharp blade**

The design of the cutting knives allows you to work efficiently in all situations. The two blades are made of hardened special steel and have optimized edge angles as well as our intelligent solution for decreased friction. Moreover, the knife speed and large teeth openings help you cut through branches like a hot knife through butter, increasing your productivity.

## R MODEL


**Overgrown hedges are no longer a problem**


The R model hedge trimmers will make easy work of the most demanding tasks. Thanks to the high-torque gear and the coarse-cut knife configuration that has been especially developed to increase the trimmers' cutting capacity, you'll be able to take on the most dense or overgrown hedges. The R model is available in two lengths – 23.5 and 29.5 inches.

## TOUGH GEAR DESIGN

**Details you can rely on. Year after year.**

Our machines are built for many years of trouble-free work. Gear housings and covers are made of high-graded, light-weight aluminum and magnesium. High-precision machined gear wheels ensure reliable operation. Connecting rods with needle bearings and sealed, permanently greased bearings allow for easy maintenance and extended service intervals. And the specially-developed seals efficiently prevent dust and dirt from getting into the gears.



**GAS HEDGE TRIMMER**  
**522HDR75S**


21.7 cm<sup>3</sup>  
 0.8 hp  
 30 in  
 3200 cuts/min  
 11.7 lbs

22cc, double-sided hedge trimmer with a 30" cutter bar for the tough cuts. The multi-position handle and low weight combined with the slim, balanced design provides excellent handling, while the high-capacity blades, open blade guard and impressive power output result in reliability and high work output.


- LowVib®
- Standalone starter
- Auto return stop switch
- High-torque gear
- Coarse-cut configuration
- 2-stage air filter
- Adjustable rear handle

**GAS HEDGE TRIMMER**  
**522HDR60S**


21.7 cm<sup>3</sup>  
 0.8 hp  
 24 in  
 3200 cuts/min  
 11.0 lbs

22cc, double-sided hedge trimmer with a 24" cutter bar for the tough cuts. The multi-position handle and low weight combined with the slim, balanced design provides excellent handling, while the high-capacity blades, open blade guard and impressive power output result in reliability and high work output.


- LowVib®
- Standalone starter
- Auto return stop switch
- High-torque gear
- Coarse-cut configuration
- 2-stage air filter
- Adjustable rear handle

**GAS HEDGE TRIMMER**  
**522HD60S**


21.7 cm<sup>3</sup>  
 0.8 hp  
 24 in  
 4400 cuts/min  
 10.8 lbs

22cc, double-sided hedge trimmer with a 24" cutter bar. The multi-position handle and low weight combined with the slim, balanced design provides excellent handling, while the high-capacity blades, open blade guard and impressive power output result in reliability and high work output.


- LowVib®
- Standalone starter
- Auto return stop switch
- High-speed gear
- Trim-cut configuration
- 2-stage air filter
- Adjustable rear handle

**GAS POLE HEDGE TRIMMER**  
**525HE4**


25.4 cm<sup>3</sup>  
 1.3 hp  
 24 in  
 4400 cuts/min  
 13.9 lbs

25cc, double-sided pole hedge trimmer with a 24" cutter bar. Its 4-meter (13.1 ft) reach, 1.5" pitch and 10 fixed angle positions allow you to comfortably and efficiently trim the top of tall hedges without using a ladder or cherry picker.

- X-Torq®
- Easy start
- Adjustable cutter bar
- Auto return stop switch
- Trim-cut configuration
- Rear impact guard
- 2-stage air filter
- Heavy-duty gearbox

**GAS POLE HEDGE TRIMMER**  
**525HE3**


25.4 cm<sup>3</sup>  
 1.34 hp  
 24 in  
 4400 cuts/min  
 13.0 lbs

25cc, double-sided pole hedge trimmer with a 24" cutter bar. Its 3-meter (9.8 ft) reach, 1.5" pitch and 10 fixed angle positions allow you to comfortably and efficiently trim the top of tall hedges without using a ladder or cherry picker.

- X-Torq®
- Easy start
- Adjustable cutter bar
- Auto return stop switch
- Trim-cut configuration
- Rear impact guard
- 2-stage air filter
- Heavy-duty gearbox

**GAS POLE HEDGE TRIMMER**  
**525HF3S**


25.4 cm<sup>3</sup>  
 1.21 hp  
 26 in  
 4339 cuts/min  
 13.5 lbs

25cc, powerful, fixed pole hedge trimmer. Since the fixed cutter bar is mounted on a 32" shaft, you can cover a large area, efficiently and comfortably. The robust and durable quality makes for a long service life.

- X-Torq®
- Standalone starter
- Auto return stop switch
- Trim-cut configuration
- Metal skid plate
- Heavy-duty gearbox

**BATTERY HEDGE TRIMMER**  
**520iHD60**


24 in  
 4000 cuts/min  
 8.38 lbs

Battery-powered, double-sided, hedge trimmer. It combines gas performance with zero direct emissions, low weight, low vibration levels and extremely quiet operation, so you can use it in noise-sensitive environments. The multi-position handle makes it easy to switch between cutting vertically and horizontally. Compatible with both integrated and external batteries.

- High-inertia motor
- savE™
- Intuitive keypad
- Weatherproof (IPX4)
- Trim-cut configuration
- Adjustable rear handle

**GAS HEDGE TRIMMER**  
**522HS75S**


21.7 cm<sup>3</sup>  
 0.8 hp  
 30 in  
 4400 cuts/min  
 11.0 lbs

22cc, single-sided hedge trimmer with a 30" cutter bar. The comfortable handle and low weight combined with the slim, balanced design provides comfort, while the high-capacity blade and impressive power output allows for result in reliability and high work output.

- LowVib®
- Standalone starter
- Auto return stop switch
- High-speed gear
- Trim-cut configuration
- 2-stage air filter
- Leaf catcher

**BATTERY POLE HEDGE TRIMMER**  
**520iHT4**


22 in  
 4000 cuts/min  
 12.1 lbs

Battery-powered pole hedge trimmer with a unique design and up to 4.5-meter (14.7 ft) reach. Cut wide, high and low hedges efficiently thanks to the adjustable cutter bar angle. It combines market-leading performance with zero direct emissions, low weight, low vibration levels and extremely quiet operation, so you can use it in noise-sensitive environments.

- Brushless motor
- savE™
- Intuitive keypad
- Weatherproof (IPX4)
- Adjustable cutter bar
- Trim-cut configuration
- Rear impact guard
- Telescopic shaft

**BATTERY POLE HEDGE TRIMMER**  
**520iHE3**


22 in  
 4000 cuts/min  
 9.0 lbs

Battery-powered pole hedge trimmer with a unique design and up to 3.5-meter (11.5 ft) reach. Cut wide, high and low hedges comfortably thanks to the adjustable cutter bar angle. It combines market-leading performance with zero direct emissions, low weight, low vibration levels and extremely quiet operation, so you can use it in noise-sensitive environments.

- Brushless motor
- savE™
- Intuitive keypad
- Weatherproof (IPX4)
- Adjustable cutter bar
- Trim-cut configuration
- Rear impact guard

HEDGE TRIMMERS	522HDR75S	522HDR60S	522HD60S	522HS75S	520iHD60	525HF3S	525HE3	525HE4	520iHE3	520iHT4
<b>TECHNICAL SPECIFICATIONS</b>										
Cylinder displacement, cm <sup>3</sup>	21.7	21.7	21.7	21.7	-	25.4	25.4	25.4	-	-
Power output, hp	0.8	0.8	0.8	0.8	40 V	1.21	1.34	1.34	40 V	40 V
Maximum power speed, rpm	7800	7800	7800	7800	-	8500	8500	8500	-	-
Cutting knife length, in	30	24	24	30	24	26	24	24	22	22
Teeth opening, in	1.2	1.2	1.2	1.2	1.26	1.18	1.2	1.2	1.25	1.25
Cutting speed, cuts/min	4400	3200	4400	3200	4000	4339	4400	4400	4000	4000
Fuel tank volume, fl oz	15.2	15.2	15.2	15.2	-	17.25	17.25	17.25	-	-
Fuel consumption, g/kWh	620	620	620	620	-	870	600	-	-	-
Sound pressure level at operators ear, dB(A)	93	93	93	93	78	92	96	95	84	80
Sound power level guaranteed (LWA) dB(A)	102	102	105	102	94	105	107	107	95	94
Gear ratio	4.09	5.7	4.09	5.7	0.1	1	1	1	0.098	0.098
Weight (excl. cutting equipment), lbs	11.3	11.3	11	11.7	8.38	13.45	13	13.1	9.15	12.1
Total length, in	47.7	43.5	43.5	50.3	46	75.6	75.8	101.5	89.37	106.7
Equivalent vibration level (ahv, eq) front/rear handle, m/s <sup>2</sup>	5.8/5.7	2.8/1.3	2.8/2.5	3.1/2.2	1.6/2.5	3.9/2.9	5.6/4.4	4.6/3.9	2.6/1.7	2/1.7
<b>FEATURES</b>										
Adjustable cutting head	-	-	-	-	-	-	●	●	●	●
Adjustable rear handle	●	●	●	●	●	-	-	-	-	-
Auto return stop switch	●	●	●	●	-	●	●	●	-	-
Coarse cut configuration	-	●	-	●	-	-	-	-	-	-
LowVib®	●	●	●	●	-	-	-	-	-	-
Metal skid plate	-	-	-	-	-	●	-	-	-	-
Purge bulb	●	●	●	●	-	●	●	●	-	-
Rear impact guard	-	-	-	-	-	-	●	●	●	●
Single sided cutting	●	-	-	-	-	-	-	-	-	-
Stand alone starter	-	-	-	-	●	●	●	●	●	●
Telescopic shaft	-	-	-	-	-	-	-	-	-	●
Transport mode	-	-	-	-	-	-	●	●	●	●
X-Torq® engine	●	●	●	●	●	●	●	●	●	●

\*Equivalent sound pressure level at the operator's ear, measured according to EN ISO 22868, dB(A). Reported data for equivalent sound pressure level for the machine has a typical statistical dispersion (standard deviation) of 1 dB(A). \*\*Noise emissions in the environment measured as sound power (LWA) in conformity with EC directive 2000/14/EC. Reported sound power level for the machine has been measured with the original cutting attachment that gives the highest level. The guaranteed sound power level includes variation in production as well as variation from the test code with 1-3 dB(A). \*\*\*Equivalent vibration levels (ahv,eq) at handles, measured according to EN ISO 22867, m/s<sup>2</sup>. Reported data for equivalent vibration level has a typical statistical dispersion (standard deviation) of 1 m/s<sup>2</sup>.

**NOMINAL POWER** The EU machinery directive (2006/42/EC) came into force on January 1, 2010, requiring manufacturers to declare the nominal power of engines, in kilowatts (kW). The power rating of the engines indicated is the average net power output during a normal working situations and meets applicable noise regulations (at specified rpm, see owner manual) of a typical production engine for the engine model measured to SAE standard J1349/ISO 1585. Mass production engines may differ from this value. Actual power output for the engine installed in the final machine will depend on the operating speed, environmental conditions and other variables.

# More performance. Less exhaustion.

Our blowers have state-of-the-art fans that generate high air velocity and air flow. This goes for our powerful backpack blowers, as well as for our lightweight handheld ones. Whichever you choose, you will have enough force to get the job done efficiently. All blowers are ergonomically designed and have low vibration levels, for high productivity and comfortable use.



## BATTERY PERFORMANCE

### No need to compromise

Our battery-powered blowers not only offer an unbeatable level of comfort with their low vibration levels, low noise and no fumes. They also pack an impressive performance thanks to the responsive electric motor and our advanced fan design. Plus, all our battery blowers are equipped with Boost mode, providing extra airflow when you need it.

## THROTTLE HANDLE POSITION

### Eliminating lateral forces for less strenuous workdays

On all Husqvarna blowers, the throttle handle is located in a position that effectively eliminates the lateral forces from the airstream. For the operator, this means a relaxed, comfortable working position, without difficult lateral forces, allowing many hours of efficient work.

## FAN GEOMETRY

### Optimal design for maximum blowing performance

The geometry of our blower fans has been inspired by turbine technology. Their fan system allows for high pressure and a high peripheral speed at lower engine speeds. In addition, we have designed fans and fan housings that reduce turbulence and ensure minimal air loss. We have also optimized the tubes and nozzles to generate streamlined airflows. For the 550iBTX a purpose-built, special fan construction ensures efficiency. All this contributes to high airflow and powerful, directed air that allows you to work very efficiently.



EXPLORE ONLINE



Scan the QR code to view our range of commercial blowers online.



## USER-C

**Perfectly balanced**

Our battery-powered blowers are lightweight and extremely well-balanced to ensure easy handling. We've gone to great lengths to optimize the center of gravity to make them easier to handle comfortably, so you experience less fatigue and less strain on your body.



## BATTERY COMFORT

**Experience a new level of comfort**

Low noise, low weight, low vibration levels, no fumes and zero direct emissions. Battery-powered blowers are a dream come true for any professional user. All our electric blowers also come with a comfortable handle with an intuitive keypad, for excellent ergonomics. Want even more comfort? Just activate the cruise control.

## HUSQVARNA 525BX

**Great blowing capacity with great balance**

This high performance blower allows you to work a whole day without suffering too much fatigue, thanks to its low-weight, compact and well-balanced body with efficient anti-vib system. You don't have to fight any lateral forces either, since the S-shaped outlet thrusts the airstream in line with the handle. The high blowing capacity is delivered by a powerful, yet fuel-efficient X-Torq® engine, together with an optimized fan and tube design.

## COMMERCIAL GRADE AIR FILTER

**A clean engine is a long-lasting engine**

Our largest backpack blowers are equipped with a heavy-duty, commercial-grade air filter. The incoming air is filtered in two stages – first through a foam filter and then through a pleated paper filter – efficiently protecting the engine from dust and particles, contributing to a long and trouble-free service life.



## PROFESSIONAL QUALITY

**Get more done in less time**

At Husqvarna, we always design our commercial-grade blowers for maximum productivity and minimal user strain. Every detail, from the capacity of the batteries and fuel tanks, to the shape of the nozzle, is optimized to make your workday more profitable and convenient. We also design every component for high durability, helping you reduce downtime and stay productive in the long run.



## X-TORQ®

**All the power you need. Without all the fumes you don't.**

X-Torq® engines deliver great combustion efficiency, with no compromise on power or torque. Every cycle, the cylinder is flushed with fresh air before the air-fuel mixture enters the cylinder, to prevent unburnt fuel from mixing with the exhausts. The result? A significant reduction of exhaust emissions as well as improved fuel efficiency, compared to similar models without X-Torq®.

## ERGONOMIC HARNESS

**A lighter feel**

Our backpack blowers are all equipped with ergonomic harnesses that effectively distributes the load and reduces the strain on your body. It has padded shoulder straps and a waist belt that transfers the weight from your shoulders onto your hips.



## GAS BLOWER

## 525BX



25.4 cm <sup>3</sup>	1.14 hp	459 cfm
15 N	9.48 lbs	

Lightweight, 25cc handheld blower with high power output and blowing capacity. The S-shaped outlet thrusts the air stream in line with the handle, eliminating lateral forces, making work less strenuous – even during long shifts. Its commercial grade air filter makes for long operating time and trouble-free use.

- X-Torq®
- LowVib®
- Cruise control
- 2-stage air filter
- Smart Start™
- Auto return stop switch
- S-shaped outlet

## BATTERY BLOWER

## 525iB Mark II

NEW



17 N	497 cfm	5.29 lbs
------	---------	----------

Very light and well-balanced handheld, battery blower, with zero direct emissions, low vibration levels and low noise, allowing you to work in public settings. Equally comfortable to use with either hand. Thanks to the cordless design and low weight, you can move around freely.

- Brushless motor
- Intuitive keypad
- Boost mode
- Cruise control
- Weatherproof (IPX4)

## BATTERY BLOWER

## 230iB



19.4 N	650 cfm	8.4 lbs
--------	---------	---------

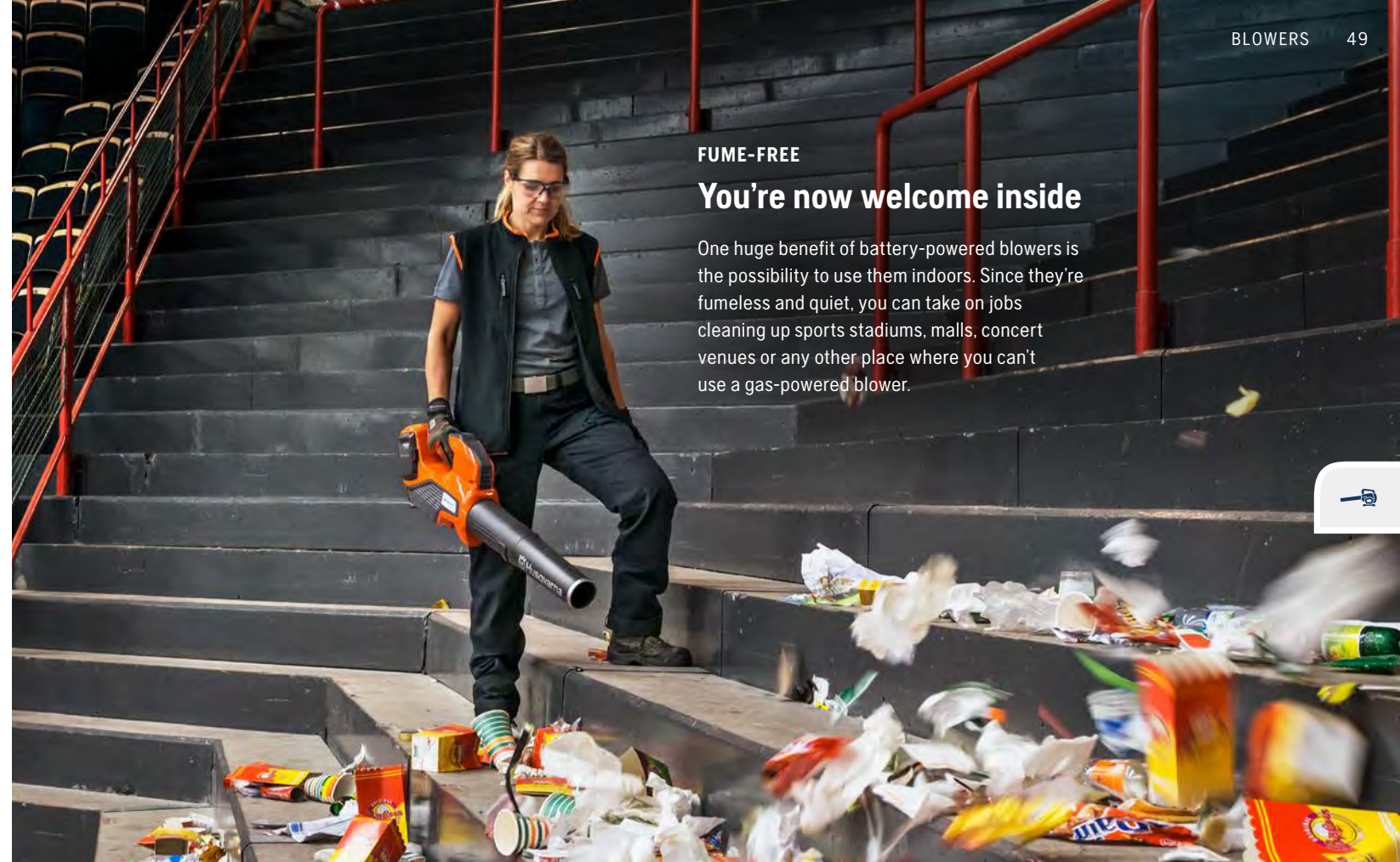
The 230iB is lightweight but delivers heavyweight performance. With the convenience of instant starts and simple controls, you'll also appreciate ultra-quiet performance and reduced vibrations.

- Cruise control
- Debris scraper
- Boost mode

## FUME-FREE

## You're now welcome inside

One huge benefit of battery-powered blowers is the possibility to use them indoors. Since they're fumeless and quiet, you can take on jobs cleaning up sports stadiums, malls, concert venues or any other place where you can't use a gas-powered blower.



## GAS BLOWER

580BFS/BTS  
Mark III

NEW



75.6 cm <sup>3</sup>	4.6 hp	1,000 cfm
47 N	27.1/26.8 lbs	

Our most powerful backpack blower, designed for the most demanding tasks. The 75cc engine and efficient fan design provide an immense air flow and high air speed. Its commercial grade air filter and Husqvarna Air Injection™ make for long operating time and trouble-free use. The harness has a padded hip belt for increased comfort.

- Our most powerful blower / Highest blowing power
- Industry's largest fuel capacity
- X-Torq®
- LowVib®
- Cruise control
- Ergonomic harness
- 2-stage air filter
- Husqvarna Air Injection™

## GAS BLOWER

## 570BFS/BTS



65.6 cm <sup>3</sup>	4.0 hp	768 cfm
37 N	24.4/24.7 lbs	

One of the most powerful blowers in its class with the largest fuel capacity for maximum productivity. Memory foam back pad keeps users comfortable all day long.

- X-Torq®
- LowVib®
- Cruise control
- Ergonomic harness
- 2-stage air filter

## GAS BLOWER

## 560BFS/BTS



65.6 cm <sup>3</sup>	3.81 hp	631 cfm
30 N	23.3/23.1 lbs	

One of the lightest and most powerful blowers in its class the 560 offers maximum force, superior comfort and longer run times thanks to a class leading fuel tank capacity.

- High blowing capacity
- Comfortable, ergonomic harness
- X-Torq®
- LowVib®

## BATTERY BLOWER

## 550iBTX



21 N	452 cfm	13.9 lbs
------	---------	----------

Powerful and ergonomic backpack battery blower with impressive blow force (21 N). Its low vibration and noise levels (61 dBA at 15m) allow you to work in public settings and since the blower is weatherproof, you can increase both flexibility and productivity.

- Brushless motor
- Intuitive keypad
- Boost mode
- Cruise control
- Weatherproof (IPX4)
- Ergonomic harness
- Integrated connectivity (optional)

## BATTERY BLOWER

## 340iBT



17 N	483 cfm	19.3 lbs
------	---------	----------

The 340iBT battery backpack blower delivers low levels of noise (62dBA at 15m) and vibrations with an impressive blow force. An intuitive interface and two BLi battery slots, with an auto-switch feature keeps the machine running.

- Brushless motor
- High blow force
- Low maintenance

Cylinder displacement, cm<sup>3</sup> Power output, hp Blow force, N Air flow in pipe, cfm Weight (without fuel / battery), lbs

For more technical specifications and information on engine power rating see pages 50-51.

BLOWERS	525BX	525iB Mark II	230iB	580BFS/BTS	570BFS/BTS	560BFS/BTS	550iBTX	340iBT
<b>TECHNICAL SPECIFICATIONS</b>								
Cylinder displacement, cm <sup>3</sup>	25.4	-	-	75.6	65.6	65.6	-	-
Power output, hp	1.14	40V	40V	4.6	4	3.8	40V	40V
Blow force, N	15	17	19	47	37	30	21	17
Air flow in housing, cfm	493	-	-	1200	972	890	-	-
Air flow in pipe, cfm	459	497	650	1000	768	631	550	483
Air speed, round nozzle, mph	157	133	136	220	236	232	147	136
Maximum power speed, rpm	7300	-	-	7500	8000	8100	-	-
Fuel tank volume, fl oz	15.22	-	-	87.9	74.4	74.4	-	-
Fuel consumption, g/kWh	518	-	-	464	431	422	-	-
Sound pressure level from 50 ft (15m), dB(A)	79	63	73	79	76	77	61	62
Weight, lbs	9.48	5.3	8.4	27.1/26.8	24.5/24.7	23.4/23.1	13.9	13.9
<b>FEATURES</b>								
Air Injection™	-	-	-	●	-	-	-	-
Auto return stop switch	●	-	-	-	-	-	-	-
Boost mode	-	●	●	-	-	-	●	●
Cruise control	●	●	●	●	●	●	●	●
Ergonomic harness	-	-	-	●	●	●	●	●
Hip belt	-	-	-	●	-	-	●	-
Integrated connectivity	-	●	-	-	-	-	●	-
IPX4 weather resistance	-	●	-	-	-	-	●	-
LowVib®	●	-	-	●	●	●	-	-
Purge bulb	●	-	-	●	●	●	-	-
X-Torq® engine	●	-	-	●	●	●	-	-
2-stage air filter	●	-	-	●	●	●	-	-
<65 dB(A) from 50 ft (15m)	-	●	-	-	-	-	●	●

**GAS BLOWERS:** \*Equivalent sound pressure level at the operator's ear, measured according to EN 15503, dB(A). Reported data for equivalent sound pressure level for the machine has a typical statistical dispersion (standard deviation) of 1 dB(A). \*\*Noise emissions in the environment measured as sound power (LWA) in conformity with EC directive 2000/14/EC. The guaranteed sound power level includes variation in production as well as variation from the test code with 1-3 dB(A). \*\*\*Equivalent vibrations levels (ahv,eq) at handles, measured according to EN 15503, m/s<sup>2</sup>. Reported data for equivalent vibration level has a typical statistical dispersion (standard deviation) of 1 m/s<sup>2</sup>.

**BATTERY BLOWERS:** \*Equivalent sound pressure level at the operator's ear, measured according to EN ISO 11203, dB(A). Reported data for equivalent sound pressure level for the machine includes statistical uncertainty. \*\*Noise emissions in the environment measured as sound power (LWA) is reported as guaranteed value in conformity with EC directive 2000/14/EC, with statistical dispersion included. Measured according to ISO 11094. \*\*\*Equivalent vibration levels (ahv,eq) at handles, measured according to EN ISO 22867, m/s<sup>2</sup>. Typical statistical dispersion (standard deviation) of ± 1 m/s<sup>2</sup>.

**NOMINAL POWER** The EU machinery directive (2006/42/EC) came into force on January 1, 2010, requiring manufacturers to declare the nominal power of engines, in kilowatts (kW). The power rating of the engines indicated is the average net power output during a normal working situations and meets applicable noise regulations (at specified rpm, see owner manual) of a typical production engine for the engine model measured to SAE standard J1349/ISO 1585. Mass production engines may differ from this value. Actual power output for the engine installed in the final machine will depend on the operating speed, environmental conditions and other variables.

# The easy way to the perfect cut

We're driven by our desire to constantly develop our range of power cutters, as well as the cutting industry itself. Through the introduction of new technology – mostly developed in-house – we create large and small innovations that help you cut more efficiently and with greater precision. Our basic philosophy is to offer you powerful cutters, without compromising on comfort and versatility.

## DUST MANAGEMENT

### Highly efficient wet cutting – with minimal slurry

The best spot to capture silica dust is at the source. Most Husqvarna power cutters have a wet cutting kit with an integrated regulator which ensures a constant water flow that's sufficient to bind the dust, without an excess of water or slurry. In case you don't have access a water tap, the battery-powered Husqvarna WT 15i water tank serves you with 15 litres of pressurized water flow. This updated version is powered by the same type of 36 V BLi batteries as Husqvarna K 535i.

## EXPLORE ONLINE



Scan the QR code to view our range of power cutters online.



## ERGONOMICS

### Heavy cutting doesn't have to be heavy

Husqvarna power cutters are designed to be easy and ergonomic to use. Thanks to outstanding power-to-weight ratio and low vibration levels, you can work efficiently for long hours without having to worry about fatigue.

## BATTERY POWER

### Cut away – without fuel or direct emissions

Enjoy excellent cutting performance and cordless convenience with Husqvarna battery power cutters. The K535i offers reliable, quick starts and frees you up from a dependence on gas or grid power. As a bonus, you can forget about direct emissions and engine noise.

**SMARTCARB™****Clogged filter?  
Full power.**


SmartCarb™ is a sophisticated carburetor that automatically adjusts the air-fuel mixture so that the engine always maintains maximum power – even when the filters start to get clogged. It also has added benefits of better filter economy, lower fuel consumption and lower exhaust emissions.

**ACTIVE AIR FILTRATION™****Don't let dust interrupt  
your work**

Keep going until the machine starts to lose power. How? Firstly, it uses centrifugal power to make the air up to 93 % cleaner from dust particles and dirt. Secondly, the air passes a paper filter, which filtrates the smallest dust particles. The result of all this is less engine wear and longer service intervals.

**SMARTTENSION™****Never too loose.  
Never too tight.**

If you want your power cutter to keep performing reliably, you want to maintain a well-tensioned drive belt. The semi-automatic SmartTension™ is a feature that helps you find the right amount every time by using a patent-pending, spring-loaded mechanism. In addition, it is easy to change the belt and reverse the blade guard.

**X-TORQ®****All the power you need.  
Without all the fumes you don't.**

X-Torq® engines deliver great combustion efficiency, with no compromise on power or torque. Every cycle, the cylinder is flushed with fresh air before the air-fuel mixture enters the cylinder, to prevent unburnt fuel from mixing with the exhausts. The result? A significant reduction of exhaust emissions as well as improved fuel efficiency, compared to similar models without X-Torq®.

**GAS POWER CUTTER****K 770**

74 cm<sup>3</sup>  
5.0 hp  
5 in  
22.4 lbs

This power cutter combines swift handling, a powerful and easy-to-start X-Torq® engine and the sturdy three-bolt bearing housing with SmartTension™ spring-loaded belt tensioning system.

- Active Air Filtration™
- SmartCarb™
- Poly-V belt
- DuraStarter™
- X-Torq®
- SmartTension™

**GAS POWER CUTTER****K 970**

94 cm<sup>3</sup>  
6.5 hp  
5 in  
24.3 lbs

Powerful enough for large cutting depths, yet agile enough to handle all-round jobs. With SmartTension™ for semi automatic belt tensioning, you minimize the risk of under- and over-tensioning. The magnesium blade guard saves weight.

- Active Air Filtration™
- SmartCarb™
- Poly-V belt
- DuraStarter™
- X-Torq®
- SmartTension™

**GAS POWER CUTTER****K 970 Rescue**

94 cm<sup>3</sup>  
6.5 hp  
5 in  
24.3 lbs

Our most powerful rescue cutter is specially developed for rescue and clearing work. The magnesium blade guard is designed to be visible in smoke and water spray, and the digital ignition system provides a reliable and quick start in any emergency situation. Used and trusted by fire services around the world.

- SmartTension
- Magnesium blade guard
- Special starter handle
- Active Air Filtration™
- SmartCarb™

**ELECTRIC POWER CUTTER****K 4000**

230/120/110 V  
2700/1800/2200 W  
5 in  
16.8 lbs

Ideal for wet cutting in sensitive environments where you want to minimize the amount of slurry. Easy to keep the water flow to a minimum, just enough to efficiently bind the dust. Can easily be equipped for dry cutting with the optional Vac attachment.

- Elgard, overload protection
- "Pulling" rotation
- Simple blade change
- Replaceable arbor bushing

**BATTERY POWER CUTTER****K 535i**

3 in  
7.7 lbs

Battery-powered power cutter with excellent output that provides flexibility for lighter concrete jobs. Ergonomic and lightweight, ideal for landscapers, pavers and roofers. Thanks to low vibrations and the centered placement of the blade, you get superior cutting control compared to conventional angle grinders.

- Brushless E-TORQ motor
- Electric blade break
- savE™
- Intuitive keypad
- Weatherproof (IPX4)
- Integrated carry loop

**GAS POWER CUTTER****K 1270 II**

94 cm<sup>3</sup>  
7.8 hp  
4.6 in  
30.0 lbs

Some jobs require exceptional power. The K 1270 is a real powerhouse with an impressive 7.8 hp output, turning your heaviest cutting jobs into a fast and effective operation. Suitable for road works when used with the corresponding KV 9/12 trolley. The trolley also means you can fully concentrate on the cutting job.

- Magnesium blade guard
- SmartCarb™
- Active Air Filtration™
- Reversible cutting arm
- Poly-V belt

Cylinder displacement, cm<sup>3</sup>
 Power output, hp
 Maximal cutting depth, inches
 Weight (without cutting equipment, fuel, cable or batteries), lbs
 Voltage, V

For more technical specifications and information on engine power rating see page 58-59.

**CUTTING CARTS**  
**HUSQVARNA KV7 / KV9 / KV12**



Specifically designed for our handheld gas power cutters. The carts make it easy to cut in straight or curved lines, as well as close to walls and curbstones. They have a guard stabilizer which keeps the machine stable in the cut. They are compact and can be folded for easy transportation.

**WATER TANK**  
**PRESSURIZED WATER TANK**



If there's no water supply nearby, you can use a pressurized water tank. Pumping the handle a few times gives the required pressure. The tank holds 3.5 gallons and comes complete with a 10 foot hose which is connected to the wet cutting kit on the machine.

**WATER TANK** NEW  
**HUSQVARNA WT 15i**



Compact and easy-to-use water tank with electric pump. Has a capacity of 15 litres and allows for continual cutting for 45 minutes. Battery-powered, 36 V Husqvarna BLi system.




**POWER CUTTER USER GUIDE**  
**The illustrated guide to safer and more ergonomic cutting**

Whether you're a full-time power-cutter user, or use them less frequently, you might want to check out our Power cutter user guide. The digital tool is a complement to the operator's manual, and offers comprehensive, illustrated guides on how to handle and maintain a power cutter, so you can work more efficiently and safely. Read more at [husqvarnacp.com](http://husqvarnacp.com)



# Blades for cutting jobs in all materials

In handheld applications, fast and smooth cutting is essential to minimize strain on the user. For maximum work efficiency and cost-effectiveness, we recommend you to choose a blade with the properties that suits the job you are about to do.



## Blades for battery power cutters

**HUSQVARNA TACTI-CUT**  
**S35S BATTERY BLADE**

General purpose blade for fast, smooth cutting in stone, tile, brick, concrete and masonry materials.



**HUSQVARNA VARI-CUT**  
**FR3 BATTERY BLADE**

Metal cutting blade for free cutting in hard metals, PVC, tile backer boards, steel and roofing tiles.



**HUSQVARNA TACTI-CUT**  
**METAL BATTERY BLADE**

Metal abrasive blade for general purpose metal cutting.



**HUSQVARNA**  
**ABRASIVE WHEEL**

Blue EHS blades for metals. Red EHS blades for concrete and masonry.



**HUSQVARNA NXS METAL CUTTING**  
**FIRE RESCUE BLADE**

Thicker, electroplated core with cooling holes for protection and deep cutting. For use with metal, concrete, stone, rebar, brick, block.



**HUSQVARNA HI5/HI8**  
**PREMIUM DIAMOND BLADES**

HI5 for fast cutting in concrete and brick. HI8 for general purpose cutting of block, soft brick, pavers and green concrete.



**HUSQVARNA**  
**VARI-CUT SERIES**

General purpose, abrasive material blades.

- Vari-cut for work with reinforced concrete, brick and block.
- Vari-Cut Plus for reinforced concrete, brick, block, green concrete and asphalt.
- Vari-Cut S85 for asphalt



**Which blade suits your job?**

See the packaging for guidance.



POWER CUTTERS	K1270 II	K970	K970 RESCUE	K770		K4000	K535i
<b>TECHNICAL SPECIFICATIONS</b>							
Cylinder displacement, cm <sup>3</sup>	119	94	94	74		100-120 V	40 V
Power output, hp	7.8	6.5	6.5	5		2.4	1.63
Blade diameter, max, in	14	14	14	14		14	9
Max cutting depth, in	4.6	5	5	5		5	3
Sound power level, guaranteed (LWA), dB(A)	117	115	115	115		105	111
Sound pressure level at operators ear, dB(A)	104	104	104	101		95	100
Weight, lbs	30	24.3	24.3	22.4		16.8	7.7
<b>FEATURES</b>							
Active Air Filtration™	●	●	●	●		-	-
SmartCarb™	●	●	●	●		-	-
Poly-V belt	●	●	●	●		-	-
EasyStart decompression valve	●	●	●	●		-	-
Sealed transmission	●	●	●	●		-	-
Reversible cutting arm	●	●	-	●		-	-
X-Torq® engine	●	●	●	●		-	-
Air Purge	●	●	●	●		-	-
DuraStarter	-	●	●	●		-	-
SmartTension™	-	●	●	●		-	-
Specially designed starter handle	-	-	●	-		-	-
IPX4 rated (weatherproof)	-	-	-	-		-	●

**NOMINAL POWER** The EU machinery directive (2006/42/EC) came into force on January 1, 2010, requiring manufacturers to declare the nominal power of engines, in kilowatts (kW). The power rating of the engines indicated is the average net power output during a normal working situations and meets applicable noise regulations (at specified rpm, see owner manual) of a typical production engine for the engine model measured to SAE standard J1349/ISO 1585. Mass production engines may differ from this value. Actual power output for the engine installed in the final machine will depend on the operating speed, environmental conditions and other variables.

# Stay charged. Any way you want to.

Battery-powered equipment is all about superior comfort – less noise and vibrations to put up with, less weight to carry around – and no fumes at all. Switching to battery power goes a long way when it comes to the work's impact on the environment.

And with our easy-to-use system of batteries and chargers, you've got everything you need for a comfortable and hassle-free workday.



## BATTERY CAPACITY

### The power you need. Where you need it.

Our standard batteries last about as long as one tank of gas, while our backpack batteries have enough capacity to keep you going up to a full day. For our top-handle battery chainsaw, the BLi200X battery will add even more power to your workday. This battery has been specifically designed for the tree-care saw and will provide all the performance and efficiency needed in the treetops.



## FLEXIBILITY

### Just pick a battery and connect

The high performing Husqvarna battery system offers a wide range of options, from lightweight integrated- to backpack batteries. The batteries within our system are built to be used over a long time, are quick to recharge and even quicker to swap for continuous use. Our battery system allows flexible use in different Husqvarna tools and you will always find a tailored battery solution that perfectly suits your task at hand.

## SMART CHARGING

### From 0 to 80% in 30 minutes

Our chargers fit all our batteries and make charging quick and easy. The smart charging algorithm quickly charges up to 80% – for most batteries in as little as half an hour. So even if you run out of battery, you don't have to wait long to be up and running again.



## Batteries

Interchangeable Li-ion batteries with a capacity of 94, 187 or 338 Wh.



## Backpack battery

Comfortable, heavy-duty backpack with enough battery capacity for up to a full day's work.



## Battery belt FLEXI

Comfortable belt with room for up to three batteries as well as additional accessories. Available in two different configurations.



## Chargers

Quickly charge integrated batteries as well as backpack batteries with our chargers with active battery cooling.



## Adapter

The adapter allows you to connect a backpack or battery belt FLEXI with connector kit to a handheld machine, to lighten the load on your arms and shoulders and to have more runtime.

## Three ways to connect. You choose.

1

MACHINE + BATTERY

Combination optimized for maximum agility.



2

MACHINE + BATTERY + BATTERY BELT FLEXI WITH ADAPTER KIT

Combination optimized for low weight.



3

MACHINE + BACKPACK BATTERY + ADAPTER

Combination optimized for longest runtime.





# How long will the battery last?

The working time with a fully charged battery depends on three variables: the capacity of the battery, which machine the battery is used with, and if you're doing light or tough work. The chart shows an estimate of the operating time you can expect from your Husqvarna battery equipment in different work situations.

The charging time for a fully discharged battery depends on the capacity of the battery and which of the chargers you use. In many cases the charging time will be shorter than the working time. This means with two batteries available, you can work continuously – one battery operating and the other battery charging.

## CHARGING TIME FOR DIFFERENT BATTERIES AND CHARGERS

BATTERY	CHARGING CYCLES	QC500		QC330		QC80F/QC250	
		CHARGING LEVEL		CHARGING LEVEL		CHARGING LEVEL	
BLi950X	1500	1 h 40 min	2 h 20 min	3 h	4 h 5 min	–	–
BLi300	1500	35 min	1 h	55 min	1 h 20 min	4 h	4 h 20 min
BLi200X/ BLi200	1500	30 min	50 min	30 min	50 min	2 h 25 min	2 h 40 min
BLi100	1500	30 min	50 min	30 min	50 min	1 h 5 min	1 h 25 min

Required temperature for charging: min. 41° F, max. +104° F.

## WORKING TIME ON ONE CHARGE

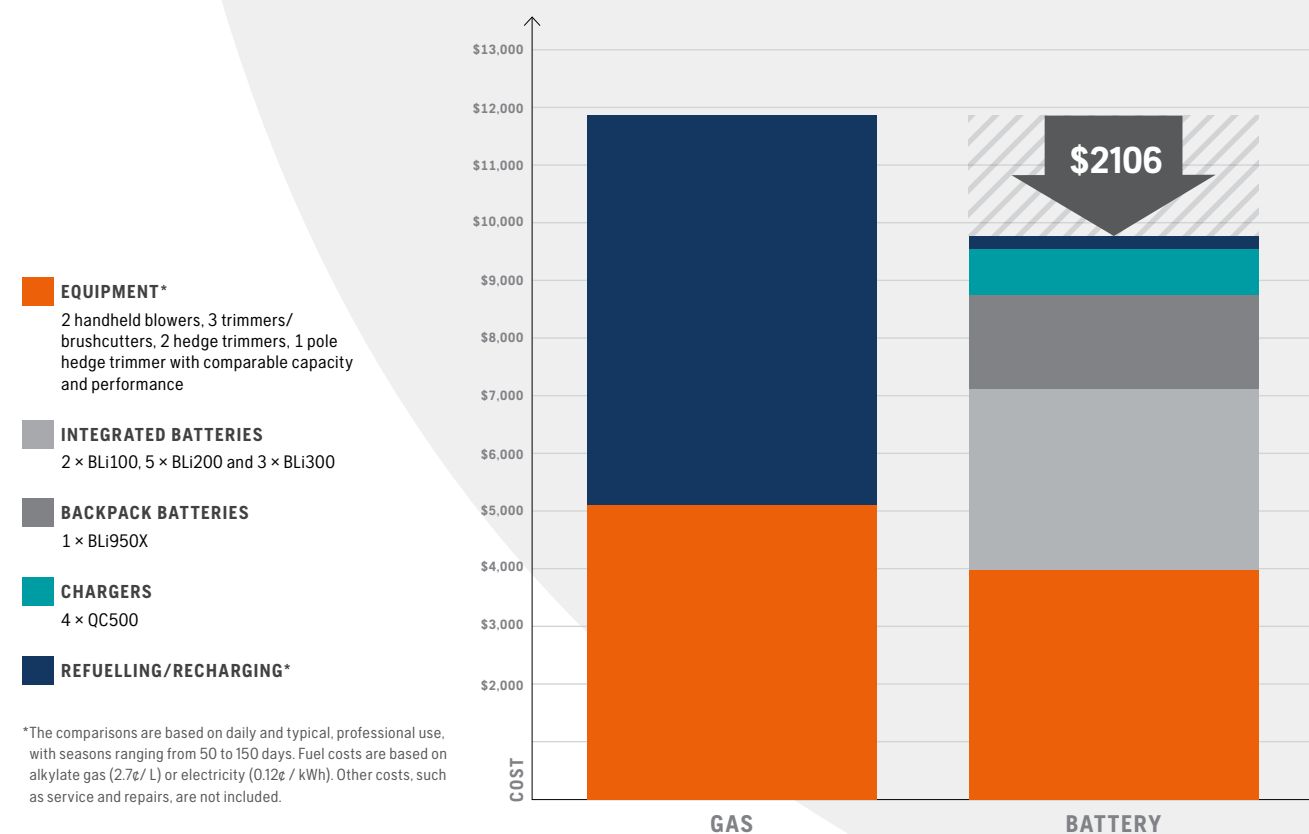
BATTERY	540iXP®/ T540iXP®/ 535i XP®/ T535i XP®				540iXP®/ T540iXP®	535iFR			520iLX	
	CARPENTER	PRUNING	LOG CUT	PRUNING	TAKE DOWN	CLEARING	TOUGH	TOUGH	LIGHT	TOUGH
BLi950X	18 h 45 min	7 h 30 min	3 h 30 min	17 h 30 min	12 h	3 h 20 min	1 h 50 min	2 h 25 min	8 h 15 min	4 h 15 min
BLi300	5 h 30 min*	2 h 15 min	1 h	5 h 30 min*	3 h 30 min	1 h	30 min	45 min	2 h 15 min	1 h 15 min
BLi200X	3 h*	1 h 15 min*	35 min*	3 h*	2 h*	30 min	15 min	25 min	1 h 20 min	40 min
BLi200	3 h	1 h 15 min	35 min	3 h	2 h	30 min	15 min	25 min	1 h 20 min	40 min
BLi100	1 h 30 min	40 min	15 min	1 h 30 min	1 h	–	–	–	40 min	20 min

The runtimes are up-to times and correspond to work time using savE™: actual work, basic maintenance and movement /climbing needed for generic operations. \* Recommended for maximum performance

\*\*Requires BLi backpack battery. \*\*\*Requires backpack battery / battery belt FLEXI. \*\*\*\*Requires adapter plate and battery adapter for use with backpack battery

# What a team could save in 2 years

Gas is expensive. Electricity less so. So when you invest in battery-powered equipment, it doesn't take long before you get your money back. In the long run, you can actually save a lot of money by switching to battery power. This example is based on a landscaping team of three people working for two years with a typical range of comparable equipment.



	530iPT5/ 530iP4	520iHT4/520iHE3/ 520iHD60		550iBTX**		530iBX***/525iB		LB 553iV***	LC 551iV****	LB 548i****	K 535i
	PRUNING	LIGHT	TOUGH	LIGHT	TOUGH	LIGHT	TOUGH	MOWING	MOWING	MOWING	CUTTING
BLi950X	11 h 30 min	12 h 30 min	6 h	1 h 45 min	1 h	3 h 30 min	1 h 45 min	1 h 50 min	1 h 35 min	2 h 20 min	–
BLi300	3 h 30 min	3 h 45 min	1 h 45 min	–	–	1 h	35 min	35 min	30 min	45 min	up to 240 pcs
BLi200X	2 h	2 h	1 h	–	–	35 min	15 min	–	–	–	up to 140 pcs
BLi200	2 h	2 h	1 h	–	–	35 min	15 min	20 min	15 min	25 min	up to 140 pcs
BLi100	50 min	1 h	30 min	–	–	20 min	10 min	–	–	–	–

Best option

**BACKPACK BATTERY**  
**HUSQVARNA BLi950X**

1120 Wh  
20.7 lbs with harness



Very high-capacity, 31.1 Ah backpack battery with long-lasting power and top-class performance, allowing you to work with fewer breaks and higher efficiency. The adjustable harness is ergonomically designed and provides great comfort thanks to the wide, padded straps and hip belt. Rechargeable up to 1500 times.

**BACKPACK BATTERY**  
**HARNESS**



Ergonomically designed harness for carrying a backpack battery. It allows you to easily detach and switch batteries between team members while keeping your harness optimally adjusted for individual fit.

**BATTERY**  
**HUSQVARNA BLi300**

338 Wh  
4.2 lbs



Integrated, 9.4 Ah battery for professional use. Provides excellent runtime and market-leading capacity/weight ratio. Features 4-LED charge indicator, all-weather operation and excellent cooling. Rechargeable up to 1500 times.

**BATTERY**  
**HUSQVARNA BLi200X**

187 Wh  
2.9 lbs



Integrated, 5.2 Ah battery optimized for use with the T540i XP® chainsaw. Provides excellent runtime in a slim package. Features 4-LED charge indicator, all-weather operation and excellent cooling. Rechargeable up to 1500 times.

**BATTERY**  
**HUSQVARNA BLi200**

187 Wh  
2.9 lbs



Integrated, 5.2 Ah battery for professional use. Provides good runtime in a slim package. Features 4-LED charge indicator, all-weather operation and excellent cooling. Rechargeable up to 1500 times.

**BATTERY**  
**HUSQVARNA BLi100**

94 Wh  
1.9 lbs



Integrated, 2.6 Ah battery for professional use. Provides low weight. Features 4-LED charge indicator, all-weather operation and excellent cooling. Rechargeable up to 1500 times.

**CHARGER**  
**HUSQVARNA QC500 / QC330**



Extremely fast battery charger. Actively cools batteries. 2-LED status indicator.

**CHARGER**  
**HUSQVARNA QC250**



Husqvarna QC250 is compact single bay desktop charger suitable for over-night charging.

**CHARGER**  
**HUSQVARNA QC80F**



QC80F is a field charger for charging from a 12V car/truck outlet during transport.

**INVERTER**  
**HUSQVARNA VI600F**



Enables quick charging in the field by converting 12V DC from any lead-acid battery to 220V AC for your QC500 or QC330 quick chargers.

**Husqvarna battery belt FLEXI**

Husqvarna battery belt FLEXI allows you to carry up to three Husqvarna BLi batteries and accessories on your hips for added comfort during long, productive workdays. By having your product connected to the battery, and carrying the battery in the belt, you can reduce the load for your arms and hands. Durable and comfortable design for tough work.



**BATTERY BELT FLEXI**  
**ADAPTER KIT**



For connecting to Husqvarna products with a BLi battery slot. Also, for carrying spare batteries and accessories.

**BATTERY BELT FLEXI**  
**CONNECTOR KIT**



For connecting Husqvarna 530iBX blower. Also, for carrying spare batteries and accessories. Adapter available for connecting to Husqvarna products with a BLi battery slot (sold separately).

**1. HARNESS FOR BATTERY BELT FLEXI**

Thanks to the padded shoulder straps, the harness evens the load distribution over the shoulders when using machines in different angles.

**2. ADAPTER**

Connects your handheld equipment to a backpack battery or to a battery belt FLEXI with connector kit, for a more comfortable workday.

**3. ACCESSORY BAG**

Convenient bag that fits your battery belt FLEXI. For storing all sorts of small tools, water bottle and other accessories.

**4. BLi CARRIER**

Attach up to three BLi carriers to your battery belt FLEXI or one carrier to your Balance XB harness.

**5. COMBI HOLSTER WITH WEDGE POCKET**

Combi holster for lifting tong, or lifting hook plus a pocket for wedges.

**6. FILE AND COMBI-TOOL HOLDER**

Holder for one round and one flat file, plus combi-tool. The holder effectively prevents broken or lost tools.

**7. SPRAY CAN HOLDER**

Holster for spray can, makes sure the can is securely kept in its place.

**8. CARRIER HOOK**

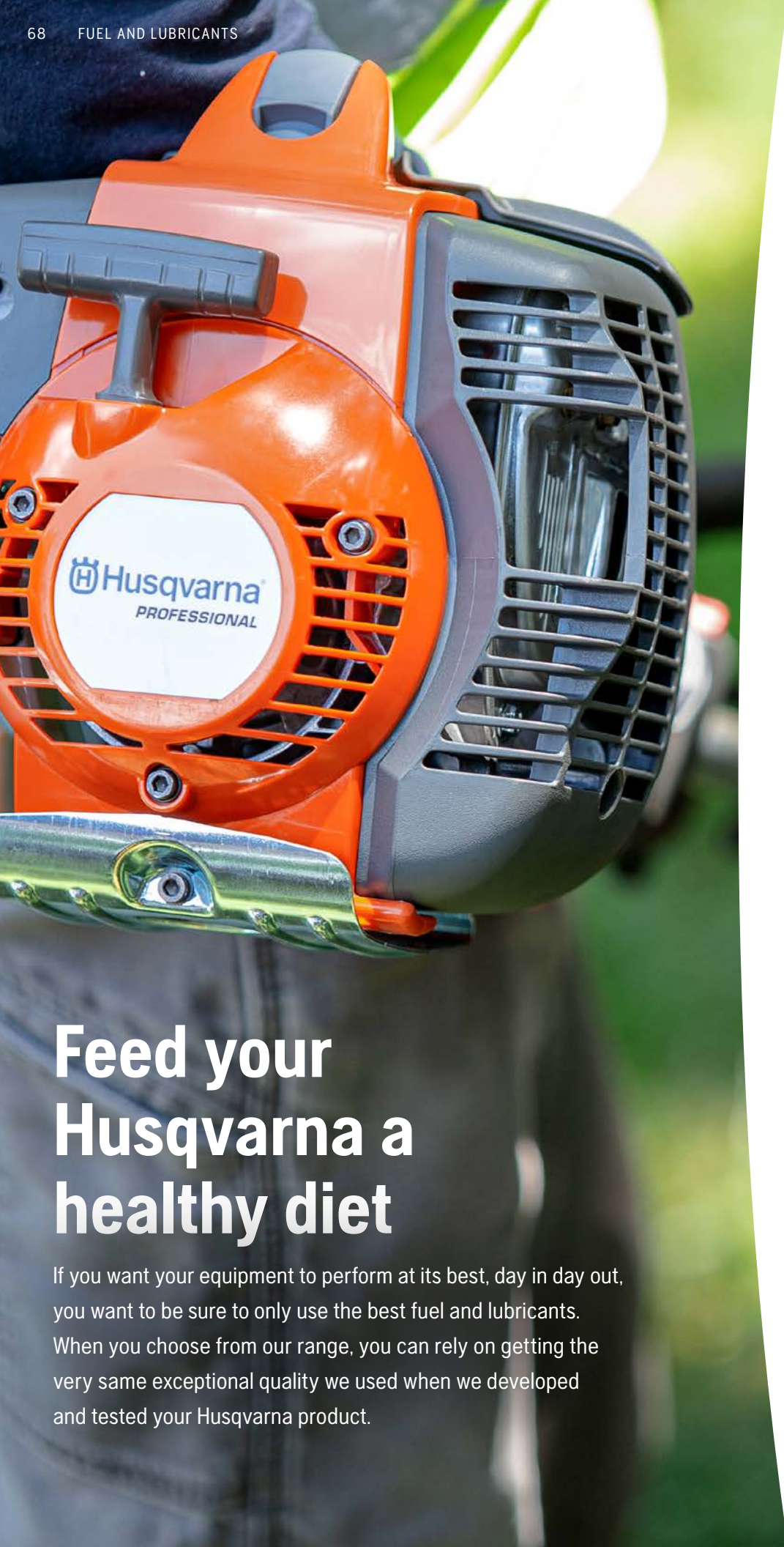
A multi-purpose hook for carrying various tools, water cans or other equipment.

**ACCESSORIES BATTERY BELT FLEXI**



**BATTERY BOX**

Box for safe transport and storage of Husqvarna batteries, chargers and other accessories.



# Feed your Husqvarna a healthy diet

If you want your equipment to perform at its best, day in day out, you want to be sure to only use the best fuel and lubricants. When you choose from our range, you can rely on getting the very same exceptional quality we used when we developed and tested your Husqvarna product.

## Benefits of Husqvarna synthetic blend 2-stroke oils

Engineering approved lubricant guaranteed to keep your power equipment running like new.



Less deposits and cleaner parts extends engine life by reducing risk of ring sticking.




Meets industry's highest standard for 2-stroke oil performance.



\*XP+ only

Lower operating temperature, reducing the risk of engine failure.



### XP+ SYNTHETIC BLEND 2-STROKE OIL

Husqvarna XP+ 2-Stroke Oil has been engineered to maximize your engine's performance. Husqvarna XP+ is JASO-FD certified, which ensures the formulations meets and exceeds the toughest oil standards. The Husqvarna XP+ low smoke formulation is also specifically engineered to ensure lowest operating temperature, preventing premature engine bearing failures. Husqvarna XP+ 2-Stroke oil formulation also contains fuel stabilizer to help reduce the risk of engine failures caused by spoiled gas.

### HP SYNTHETIC BLEND 2-STROKE OIL

Husqvarna HP (High Performance) 2-Stroke oil has been designed to ensure high engine performance and longevity. The semi-synthetic base oils and high quality additives used in the Husqvarna HP formulation ensure optimal lubricity and detergency, resulting in lower operating temperature and less deposits in the crankcase. Husqvarna HP 2-Stroke oil formulation also contains fuel stabilizer to help reduce the risk of engine failures caused by spoiled gas.

### HUSQVARNA OIL GUARD™ SYNTHETIC OIL

Oil Guard™ is a semi-synthetic 2-Stroke oil blend specifically designed for power cutters. The unique color regulates Husqvarna's patented Oil Guard system, eliminating piston and cylinder failures caused by lack of lubrication. Husqvarna Oil Guard 2-Stroke oil is also ideal for other 2-stroke power equipment used in tough, dirty conditions. Husqvarna Oil Guard 2-Stroke oil formulation also contains fuel stabilizer to help reduce the risk of engine failures caused by spoiled gas.

### XP+ 2-STROKE FUEL AND OIL

Husqvarna ETHANOL FREE, High Octane Fuel is mixed with Husqvarna's best synthetic oil blend. OCTANE RATING: (R+M)/2 METHOD 95. This product was specifically formulated to provide the Husqvarna handheld owner with optimal equipment performance. Fuel does not degrade or oxidize like pump gas. Fuel stays fresh for years, solving longer term storage needs. Delivers easier, more dependable starts. Protects fuel systems & saves carburetors. Avoids costly rebuilds and downtime. Convenient, ready to use, no mixing required. JASO-FD certified premium synthetic oil blend for your 2-Stroke air-cooled engine.

### 4-STROKE FUEL

Husqvarna ETHANOL FREE, High Octane Fuel contains a premium High Octane Fuel and Stabilizers. OCTANE RATING: (R+M)/2 METHOD 95. This product was specifically formulated to provide the Husqvarna equipment owner with optimal performance. Fuel does not degrade or oxidize like pump gas. Fuel stays fresh for years solving longer term storage needs. Easier, more dependable starts. Protects fuel systems. Avoids costly rebuilds and downtime. For use in all air-cooled 4-Stroke engines.

### HUSQVARNA 4-STROKE OILS

Husqvarna 4-Stroke oil formulations are designed to provide excellent high-temperature protection, reduced engine wear, and reduced piston scuffing. Formulations available for all Husqvarna 4-stroke applications.

- |                           |   |
|---------------------------|---|
| SAE 10W-30 Full Synthetic | For commercial mower (ride and walk) products     |
| SAE 5W-30                 | For snow blowers                                  |
| SAE30                     | For small engine products (mowers, tillers, etc.) |

### AVAILABLE IN 1 QT BOTTLES

- SAE 10W-30 Full Synthetic
- SAE 30 4-Stroke Oil
- SAE 5W-30 Semi Synthetic
- SAE 5W-30 4-Stroke Oil

### HUSQVARNA FOAM FILTER OIL

Husqvarna's Foam Filter oil is an oil blend designed to trap fine particles in the engine foam filter, optimizing engine performance. Proper foam filter lubrication will help extend engine life. Ideal for all foam filters.

AVAILABLE IN 1 QT BOTTLES



### HUSQVARNA FUEL TREATMENT

Husqvarna's Fuel Treatment is a special blend of additives that helps prolong and prevent the oxidation of gasoline. The use of Husqvarna's Fuel Treatment can prevent expensive engine repair costs caused by spoiled gasoline. Designed for use with pump gas containing ethanol.

AVAILABLE IN 12 OZ BOTTLES



### AVAILABLE SIZES

- 2.6 oz 1 Gal
- 5.2 oz 5 Gal
- 6.4 oz 55 Gal
- 12.8 oz



### AVAILABLE SIZES

- 2.6 oz 1 Gal
- 5.2 oz 5 Gal
- 6.4 oz 55 Gal
- 12.8 oz




### AVAILABLE SIZES

- 2.6 oz
- 6.4 oz
- 12.8 oz



### AVAILABLE SIZES

- 1 Qt
- 859 Gal
- 4.75 Gal
- 48 Gal



### AVAILABLE SIZES

- 859 Gal
- 4.75 Gal
- 48 Gal



# Excellent results. Every time.

With a zero-turn mower from Husqvarna, you get the job done quickly and comfortably. You cross the lawn rapidly, and the sharp turns leave no grass uncut. The Z560X is developed for tough commercial use, so you can rely on it to deliver excellent results year after year.



## COMFORT

### A sheer pleasure to drive

Great handling. Great balance. Great maneuverability. And behind the levers, you sit in great comfort in the full-suspended seat with EVC (elastomeric vibration control) and bolstered cushions. For an operator, this is a workplace to love.

## PRODUCTIVITY

### Gets the job done in no time

With ground speeds up to 12mph, a cut width up to 72", and precision zero turn capability, the Z500X series is a highly productive mowing machine. Ergonomic controls, dampened steering levers and features like automatic park brake and hands-free deck lift system gives the operator convenient, comfortable control.

## CUT QUALITY

### Consistently perfect results

The combination of deep cutting decks, high-performance blades and optimized deck baffles allows for exceptional cut quality and clipping dispersal. This gives you faster cutting speeds for increased productivity while minimising missed grass or clumps.

## EXPLORE ONLINE



Scan the QR code to view our range of commercial zero turn mowers online.

## Z500 ZERO-TURN MOWERS

# Our fastest mowers, speeding up your business.

Engineered and built to be our most powerful, durable and productive zero turn mowers, the Z500 series' high capacity is backed by a five-year commercial warranty. This investment ensures that your business will be up and running year-after-year, allowing you to deliver perfect results for your customers. Making your profit grow along with the grass.

## UNPARALLELED COMFORT

### The lap of luxury

A comfortable operator is a happy and productive one. And thanks to thick foam padding, supple bolsters, and a weight-adjustable suspension system, you'll be riding in unrivaled comfort. EVC (elastomeric vibration control) membrane under the seat further reduces vibration typically delivered to the operator.

## EASY OPERATION

### Lifting isn't hard work

Setting the cut height of a heavy steel deck shouldn't be a chore. That's why Husqvarna creatively designed a spring assisted, hands-free system that helps you effortlessly move the working height from one position to another.

## PRODUCTIVITY

### First and foremost – performance

The baffling of our 6" deep cutting deck is precisely tuned, and when combined with precision cutting blades and an oversized discharge chute, provide cleanly cut, evenly dispersed clippings for one-pass performance. Cutting deck features a rolled front edge for increased strength and double supported scalp rollers for added resistance to impacts.

## DEPENDABILITY

### Built to work. Built to last.

The Z500 series is dependable because it's built for all-day commercial work. The 11-gauge steel frame, heavy-duty casters with ½" thick yokes and tapered roller bearings deliver hours of steady mowing performance. Ensuring consistent productivity and durability year after year.



## SERVICEABILITY

### Easy to service and maintain

Many zero-turn mowers can be a hassle to service. Not this one. Its open design gives you easy access to the transmission as well as the cutting deck, and you can adjust the neutral setting or remove the deck cover without any tools. So you can spend less time maintaining the mower and more time maintaining the lawn.



## DURABILITY

### Built for years of commercial use

We've designed the Z560X with the toughest materials to ensure a long and productive product life. The weld-reinforced tubular steel frame, cast-iron spindles and heavy-duty, fabricated cutting deck are made to withstand years of tough commercial use.

## INNOVATION

### X Series

Taking performance and reliability to another level the Z500X series upgrades include cutting decks built from 7-gauge steel, cast iron blade spindles, more horsepower and flat-free front casters. The ultimate build for pros who demand the best for their business.



## Z400 ZERO-TURN MOWERS

# Great value, worthy of your name riding on it.

Because you rely on a mower to keep your business running, and ultimately make your customers happy, you need a dependable machine that you can trust with your company name. The Z400 Series delivers commercial quality and extreme value. Built for dependable, reliable service year-after-year the Z400 series is backed by a four-year commercial warranty.

## RELIABILITY

## Simple, dependable solutions

A self-lock in transport mode and quick release to preset cut height makes for simple and dependable operation. The magnetic adjustment pin is easily moved to a multitude of positions.

## PERFORMANCE

## Smooth operations.

A hydrostatic drive system that eliminates secondary gear sets also reduces noise, increases efficiency and extends the product life. Combined with the adjustable suspension on the XS model, you'll be traveling with the smoothest of operators.

## INNOVATION

## XS Series

Looking for something extra special? The Z400XS series will deliver. Bigger Kawasaki engines are coupled with bigger, smoother and faster transmissions allowing you to level up on speed and agility. Dual fuel tanks extend your run times and the seat upgrade gives all-day comfort.



## SERVICEABILITY

## Easy to service and maintain

Many zero-turn mowers can be a hassle to service. Not this one. Its open design gives you easy access to the transmission as well as the cutting deck, and you can adjust the neutral setting or remove the deck cover without any tools. So you can spend less time maintaining the mower and more time maintaining the lawn.



## DURABILITY

## Built to perform

The strong steel frame, heavy duty front casters and 10-gauge steel reinforced cutting decks are designed to make short-work of your all-day maintenance jobs. Commercial duty blade spindles additionally make for a solid 'package'.

## V500 STAND ON MOWERS

# The new standard in stand-on mowers

Walk-behind mowers are agile and light. Seated zero turns are powerful and fast. The Husqvarna V500 takes the best of both and delivers one powerful package.



## COMFORT

## Enjoy the view

The stand on position provides greater visibility, allowing you to maneuver more precisely. It also offers greater stability and agility for those properties that require you to lean on slopes or duck under trees.

## EFFICIENCY

## Small size. Big productivity.

Though smaller in stature, ground speeds and cut performance rival sit down models while offering significantly more freedom. Its shorter length allows you to get into tighter spots, saving time you might spend trimming.

## PRODUCTIVITY

## Compact performance

Husqvarna stand on mowers take high productivity mowing to a new level with cutting edge design, rock solid construction and a comfortable, intuitive operator interface.



## Smart design.

The compact design and condensed footprint of a V500 allows you better utilize the space on a trailer. Getting to the jobsite with more equipment means you'll get more work done, faster.



## Perfectly balanced.

The open suspension platform allows you to board and dismount the V500 with supreme ease. And the perfectly balanced machine, thanks to placement of the pumps at front, allow you to feel completely confident and comfortable during long days mowing.

## Peace of mind.

Your Husqvarna V500 stand-on mower is an investment in your livelihood. We want you to be satisfied with your Husqvarna purchase in every season and no matter the job you have to do. That's why we offer a 5 year/ 1500 hour commercial warranty, with no hour limit during the first 2 years of ownership.\*

\*See participating Husqvarna dealer for details.



ZERO-TURN MOWER  
**Z500X Series**



999 cm<sup>3</sup>  
 31 hp  
 54/60/72 in  
 1-5 in

Husqvarna's flagship zero turn mower for commercial lawn maintenance. The Z500X series is complete with every comfort and performance feature offered and then taken to another level with engines that deliver higher horsepower, flat-free front tires, and extreme durability thanks to a 7-gauge steel cutting deck and cast iron blade spindles.

ZERO-TURN MOWER  
**Z500L Series**



852 cm<sup>3</sup>  
 27 hp  
 54/60 in  
 1-5 in

The Z500L series delivers ultimate performance for professional landscapers and groundskeepers. It's a complete package that's built on a foundation of strength, durability, comfort and performance. The solid, welded steel frames are rugged. Casters and the cutting deck are commercial quality. And the high performance drive system will propel you to new levels.

STAND-ON MOWER  
**V500 Series**



852cm<sup>3</sup>  
 24.5 hp  
 48/54 in  
 1-5 in

The Husqvarna V500 stand-on mower represents extreme efficiency in commercial mowing. Providing zero turn capability, rapid mount-dismount, unbeatable maneuvering and ergonomic operation, operators have the best of zero turn and commercial walk behind combined. Heavy duty construction combined with industrial strength drive systems deliver long lasting operation in any commercial application.

ZERO-TURN MOWER  
**Z400XS Series**



726 cm<sup>3</sup>  
 23.5 hp  
 54/60 in  
 1.5-4.5 in

The Z400XS series is extra special. Built for commercial lawn maintenance this mower is leveled-up with Kawasaki FX class engines, larger transmissions and bigger tires for faster ground speeds. Everything you need to get jobs done faster. And to make the day less taxing, we've increased comfort with a suspension seat. Dual fuel tanks extend your run time meaning more work and less downtime.

ZERO-TURN MOWER  
**Z400 Series**



726 cm<sup>3</sup>  
 22/23 hp  
 48/54/60 in  
 1.5-4.5 in

The Z400 series is a true commercial mower and a great value. It's built on a solid frame and coupled with a high performance cutting deck. The smooth drive system is efficient and comfortable to operate. Intuitive controls make your long days of mowing a more positive experience.

ZERO-TURN MOWERS	Z500X Series Z554X / Z560X / Z572X	Z500L Series Z554L / Z560L	Z400XS Series Z454XS / Z460XS	Z400 Series Z448 / Z454 / Z460	V500 Series V548 / V554
<b>TECHNICAL SPECIFICATIONS</b>					
Cutting deck width options, in	54 / 60 / 72	54 / 60	54 / 60	48 / 54 / 60	48 / 54
Engine manufacturer	Kawasaki	Kawasaki	Kawasaki	Kawasaki	Kawasaki
Engine model	FX921V	FX850V	FX730V	FS Series	FX751V
Net power, hp	31	27	23.5	22 / 22 / 23	24.5
Cylinder displacement, cm <sup>3</sup>	999	852	726	726	852
Fuel tank volume, gallons	12	12	12	6	7
Transmission type	Hydrostatic	Hydrostatic	Hydrostatic	Hydrostatic	Pump/Wheel motor
Transmission manufacturer	Hydro-gear	Hydro-gear	Parker	Parker	Parker
Transmission model	ZT5400	ZT5400	HTE12	HTE10	HP1/DL
Pump displacement, cc	16	16	12	10	12
Speed forward, max, mph	12	12	11	10	11
Speed reverse, max, mph	6	6	5	4.5	6
Productivity, acres/hr	5.2 / 5.8 / 7	5.2 / 5.8	4.8 / 5.3	3.9 / 4.4 / 4.8	3.7 / 4.1
Cutting height, min-max, in	1-5	1-5	1.5-4.5	1.5-4.5	1-5
Cutting deck type	Fabricated steel	Fabricated steel	Fabricated steel	Fabricated Steel	Fabricated steel
Cutting deck thickness, ga	7	10	10	10	7
Blade spindle type	Cast iron	Aluminum	Aluminum	Aluminum	Cast iron
Blade spindle size	10	10	5	5	10
Blade engagement	Electric clutch	Electric clutch	Electric clutch	Electric clutch	Electric clutch
Tire size, front, in	13 x 6.5	13 x 6.5	13 x 6.5	13 x 6.5	13 x 6.5
Tire size, rear, in	24 x 12	24 x 12	23 x 10.5	22 x 10	20 x 10
Wheelbase, in	50 / 50 / 53	50	49	49	42
Base machine length, in	81	81	76.5	76.5	57
Base machine width, in	53.5	53.5	49.5	49	47
Base machine height (ROPS down), in	46	46	45	45	48
Weight, lbs	1250 / 1309 / 1359	1215 / 1250	961 / 973	725 / 745 / 823	1140 / 1176
<b>FEATURES</b>					
Premium suspension seat	●	●	-	-	-
Professional seat with suspension	-	-	●	-	-
Professional seat	-	-	-	●	-
Armrests	●	●	●	●	-
Adjustable sliding seat	●	●	●	●	-
Handsfree deck lift system	●	●	-	-	-
Automatic park brake system	●	●	●	●	-
Flat-free caster tires	●	-	-	-	-
Hour meter	●	●	●	●	●
Fuel indicator	LED x 2	LED x 2	LED x 2	LED x 1	LED x 1
Mulch kit available	●	●	●	●	●
Collection system available	●	●	●	●	●
Suspension platform	-	-	-	-	●

(●) = Accessory \*Noise emissions in the environment measured and calculated as guaranteed sound power level according to EC-Directive 2000/14/EC. The guaranteed sound power level includes variation in production as well as variation from the test code with 1-2 dB(A). Noise emissions and sound pressure level can be influenced by the cutting deck used. Declared figures are for the machine equipped with the most used cutting unit for the specific mower model. For further information, see the Operator's manual. \*\*Sound pressure level according to EN ISO 5395-1. Reported data for sound pressure level has a typical statistical dispersion (standard deviation) of 1.2 dB(A). \*\*\*Vibration level according to EN ISO 5395-1. Reported data for vibration has a typical statistical dispersion of 0.2 m/s<sup>2</sup> (steering wheel) and 0.8 m/s<sup>2</sup> (seat).

**NOMINAL POWER** The EU machinery directive (2006/42/EC) came into force on January 1, 2010, requiring manufacturers to declare the nominal power of engines, in kilowatts (kW). The power rating of the engines indicated is the average net power output during a normal working situations and meets applicable noise regulations (at specified rpm, see owner manual) of a typical production engine for the engine model measured to SAE standard J1349/ISO 1585. Mass production engines may differ from this value. Actual power output for the engine installed in the final machine will depend on the operating speed, environmental conditions and other variables.

Cylinder displacement, cm<sup>3</sup>
 Power output, hp
 Cutting width, inches
 Cutting height, inches  
 For more technical specifications and information on engine power rating see page 79.



# ACCESSORIES FOR ZERO-TURN MOWERS

## TRIPLE BAGGER\*



Available as 9 bushel (315 L) or 13 bushel (455 L), baggers feature durable mesh collection bags and are easily installed and removed. Simple slide out design bags with built-in handles makes clipping disposal easier. Select models feature deck mounted blowers for increased performance.

\*Blower equipped models require drive kits, sold separately.

## 500HD TRIPLE BAGGER



The 500HD collection system has a generous 12-bushel capacity, ready for extended turf maintenance or leaf and debris collection. A conveniently placed switch activates the rear-mounted blower assembly, which works together with a 4-blade impeller to mulch debris and fill the bag to maximum capacity. The system's heavy-duty steel construction offers a low center of gravity and a weight kit that improves traction and performance on hills.

## DFS COLLECTION SYSTEM



Offering a more efficient way to gather debris, our convenient dump from seat (DFS) collector allows you to empty the hopper without leaving the seat. It's easy to use since the fulcrum of the lever is close to the operator. And because the heavy-duty blower efficiently processes material you'll spend less time making passes and more time on other tasks. Holds 11 bushel (390 liters). Requires drive kit, sold separately.

## MULCH KIT



Mulching can help keep lawns healthy and looking their best without artificial fertilizers. Convert your mowers to mulch mode with this easy-to-install, perfect-fit mulching kit from Husqvarna.

## MOUNT FOR BUCKET & GRABBER



Make your zero turn mower even more versatile with this easy-to-install mounting system for a debris grabber and bucket. Grabber and bucket sold separately.

## TRIMMER MOUNT



This easy-to-mount system allows you to bring a string trimmer while mowing, saving separate trips and time for trimming the lawn edges. Once installed, mounting and dismounting of the trimmer is done without tools. The rack sits within the profile of your Husqvarna zero turn mower, thereby increasing visibility and safety.

## SUN SHADE



A large canopy to block direct sunlight makes the time you spend mowing a little bit more comfortable. Heavy duty, water resistant shade can be quickly adjusted or removed for transport.

## ROPS LIGHT KIT



Work light kit for zero turn mowers with ROPS allow you to work longer and safer. Rugged, bright and easy to install.

## STRIPING KIT



Striping kit for Husqvarna's commercial zero-turn mowers. Durable flap installs on your mower's deck easily to leave clear, consistent grass stripes while you mow. A must-have for every mower used in professional landscaping.

## ACCESSORY FIT-UP GUIDE

	Z500X SERIES			Z500L SERIES		Z400XS SERIES		Z400 SERIES			V500 SERIES	
ZERO-TURN MOWERS	Z554X	Z560X	Z572X	Z554L	Z560L	Z454XS	Z460XS	Z448	Z454	Z460	V548	V554
<b>TECHNICAL SPECIFICATIONS</b>												
Triple bagger	●	●	-	●	●	●	●	●	●	●	-	-
Bagger drive kit	●	●	-	●	●	●	●	-	-	●	-	-
500HD Triple bagger	●	●	-	●	●	-	-	-	-	-	-	-
Dump From Seat (DFS)	●	●	-	●	●	-	-	-	-	-	-	-
Mulch kit	●	●	●	●	●	●	●	●	●	●	●	●
Mount for bucket & grabber	●	●	●	●	●	●	●	●	●	●	-	-
Trimmer mount	●	●	●	●	●	●	●	●	●	●	-	-
Striping kit	●	●	●	●	●	●	●	●	●	●	-	-
Operator Controlled Discharge Chute (OCDC)	●	●	-	●	●	●	●	-	-	●	●	●
Side mounted debris catcher	-	-	-	-	-	-	-	-	-	-	●	●



# Innovative solutions for all your green spaces

Autonomous mowing solutions are the perfect addition to the fleet of any green care company. At Husqvarna, we have a wide range for every kind of turf, from smaller lawns to multiple sports fields. CEORA™ and Automower® robotic mowers both deliver superb results on diverse turf areas, while our latest models offer mowing possibilities made even more flexible by Husqvarna EPOS™ satellite navigation with virtual boundaries. And while they spend their days tirelessly producing a turf quality to be proud of, you can spend your time focusing on other tasks.

## HUSQVARNA CEORA™

### Changing the game for large-scale turf care

Introducing CEORA™, the next-generation in large-scale turf care from Husqvarna. CEORA™ is big news for sports clubs and green space professionals generally. A modular system offering a cost-efficient and sustainable solution with superb performance and reliability, CEORA™ systematically cuts larger spaces with superb results. It uses Husqvarna EPOS™ technology to create virtual boundaries for safe and hassle-free aeration.

#### EXPLORE ONLINE



Scan the QR code to view our range of commercial robotic mowers online.

#### WORLD LEADER

### Reliable robotic mowing since 1995

More than two and a half million of our robotic mowers are in service around the world. Our unique experience has given us invaluable knowledge and insights into robotic mowing.

#### ECONOMY

### Get more done

More time for your workforce to focus on other, more valuable, tasks – and less time spent maintaining turf grounds.

#### BATTERY POWER

### Reduce your footprint

Our range of robotic mowers are electric and virtually silent. This means you minimize carbon footprint, while the turf is cut without disturbance.

#### AVAILABLE 24/7

### Working night and day. Rain or shine.

CEORA™ and Automower® robotic mowers are on duty whenever you want. They are also waterproof, delivering extraordinary results in the toughest weather conditions.



## HUSQVARNA AUTOMOWER®

### Unbeatable results on green spaces and hills

The professional range of Automowers can handle complex and hilly terrain. They tirelessly maintain lawns at hotels, conference facilities, parks, and commercial spaces. Along with a perfectly cut lawn, Automower® improves the overall quality of the grass, and helps make it stronger and more dense.

## GREEN SPACE PROFESSIONALS

## Two autonomous solutions. Infinite possibilities.

Thanks to their broad application range, Husqvarna autonomous solutions create huge opportunities for green space professionals to scale up or refine their operations. Commercial properties, college campuses, government and municipalities, landscapers and nearly anyone involved in turf care can benefit from an Automower.



## COMMERCIAL PROPERTIES

### A sustainable win-win

Automower is a proven lawn maintenance solution that is trusted by commercial property managers. Packed with benefits, robotics work well within your landscaping budget and simultaneously help you avoid the pressures of labor shortages, and improve the safety and security of a property— all while ensuring the perfect turf 24/7.



## EDUCATION

### For a more quiet, safer campus

Automower delivers perfect turf 24/7 while also creating a quieter and more secure campus. Mowing the grass is only one part of maintaining a beautiful landscape – but it's a time-consuming part, demanding a considerable investment in labor and equipment. Automower® reduces your overall costs related to lawn care, while delivering excellent, professional-quality results.



## MUNICIPALITIES

### Towards greener green spaces

In most cities and urban areas, there are ever-stricter rules on emissions. Husqvarna autonomous solutions offer significant sustainability benefits thanks to low noise levels and greatly reduced CO<sub>2</sub> emissions compared to conventional mowers. The minimum equipment costs and labor needs also make both beneficial solutions for professionals employed by municipalities.



## LANDSCAPERS

### Dependable results, every day

Commercial landscapers know that lawn maintenance is a time-consuming business where it can be difficult to turn a profit. But more and more lawn care professionals are discovering a simple solution that boosts productivity, frees up time and delivers a perfect result, all while decreasing noise and emissions. That solution is called Automower®.

## HUSQVARNA FLEET SERVICES™

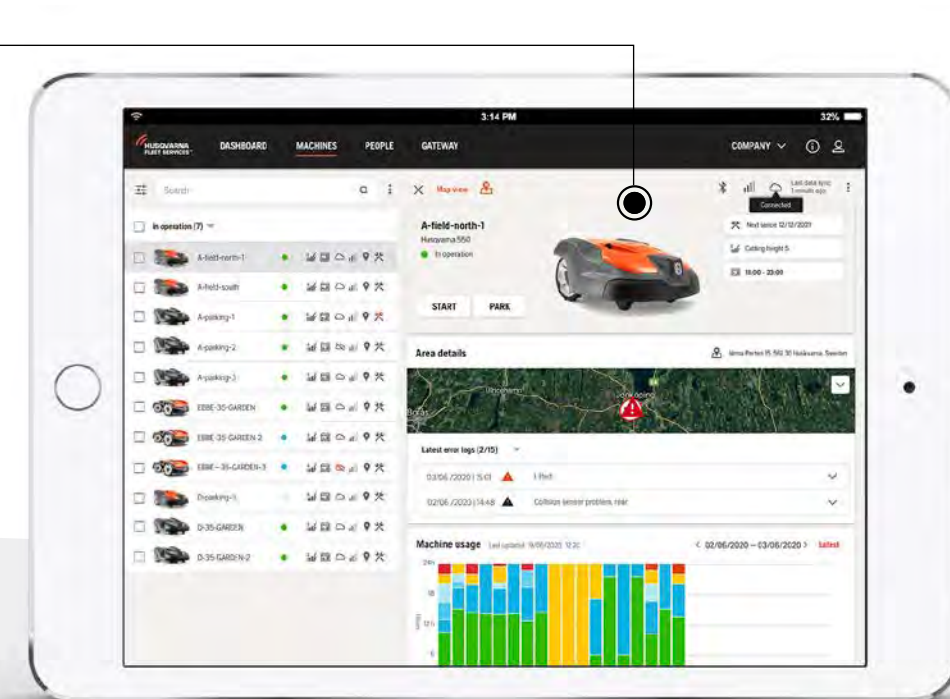
## The professional way to manage your robotic mowers

When you invest in our professional robotic mowers, you also get access to Husqvarna Fleet Services™ – a digital tool allowing you to easily monitor and control them from your smartphone, tablet or laptop. Just as easy as it should be.

## MAP VIEW

### Always keep track of their exact locations

Want an overview of all your robotic mowers? Just check the map view. Thanks to the built-in GPS, you always know the exact location and status of every robotic mower. Use tags to issue commands to all mowers in specific areas for even easier fleet handling.

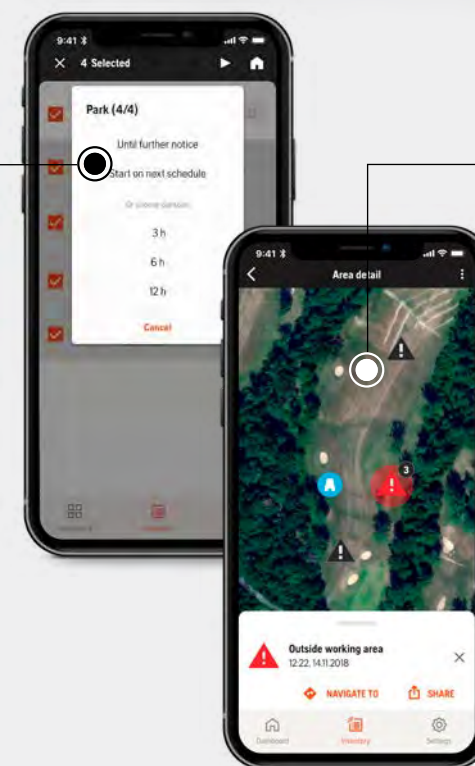


## REMOTE MANAGEMENT

### Full control and scheduling from anywhere

Forget manual controls. With Husqvarna Fleet Services™, you – and only you – conveniently control your robotic mowers from anywhere. Perfect when you want to adjust the mowing schedule or cutting height, or park them before the storm arrives.

And thanks to tagging, you can exert exact control over all your mowers, grouping them and issuing batch commands, directly from your smartphone app.



## OPERATIONAL INSIGHTS

### Make sure they all run as smoothly as they should

Should anything happen, such as an unexpected standstill for one mower, you'll immediately receive a notification to your phone. Information about where problems occur and how often give you valuable insights to continuously adjust and improve the installation, which ensure a smooth and efficient operation.

Through "Machine usage", you can review daily user data for more insights on whether unplanned stops occur too often or if the mower's size is appropriate for the work area. The info is summarized in an easy and accessible way, helping you make your fleet usage more efficient and productive.

**WEATHER TIMER****The faster it grows, the more it cuts**

When the grass is wet, the Automower® robotic mower works just as well. In fact, thanks to the built-in weather timer, it mows more often when it has been raining and the grass is growing faster, than in dry weather when growth is slow. This ensures a consistent result regardless of season.

**SAFETY FEATURES****Designed to protect and be protected**

The Automower® robotic mower is packed with safety features. Pivoting blades that quickly fold away if they should hit an obstacle, positioned at a safe distance from the outer edge. Lift, tilt and ultrasonic collision sensors stop it before any danger occurs. And should the mower be stolen, the pro user interface protects from unauthorized tampering. It's immediately locked and rendered useless, the alarm goes off and the built-in GPS allows you to track its position.

**AUTOMATIC PASSAGE HANDLING****Passes through passages as tight as 24"**

The robotic mowers come equipped with a feature that detects narrow spaces, allowing them to pass through passages down to 24". This is especially useful when they need to reach inaccessible parts of the lawn, or quickly navigate their way from and to the charging station.

**AUTOMOWER® CLUB SOLUTION****Ideal solutions for sports fields**

Automower® Club Solution is an ideal feature for sports areas. It has been designed to work with Automower® 550, enabling one single installation for an entire area. This means that up to three mowers can run simultaneously.

**TERRAIN / SLOPE PERFORMANCE****Handles slopes as steep as up to 70 %**

Some lawns are more difficult than others. Fortunately, Automower® robotic mowers offer market-leading performance in hilly terrain. Our latest all-wheel drive mowers are equipped to handle slopes of up to an impressive 70% (35°) incline, whereas our other models easily handle inclinations of up to 45% (24°).

**SAFER MOWING****Automower® goes where you can't**

The impressive slope performance of our all-wheel-drive mower is beneficial in a number of ways. The fact that it manages an incline of up to 70% means that you no longer need to handle it manually, something which is often unsafe for the operator. Automower® 535 AWD will deliver perfect results even here, on slopes where it's close to impossible to operate a handheld machine, making your workday safer.

**CUT QUALITY****A perfectly cut lawn**

Wherever you choose to use your Automower® robotic mower, it provides an excellent result. By cutting the grass a little bit at a time, the three razor sharp blades deliver a perfect result. The minuscule clippings provide a constant source of mulch for the lawn, keeping it healthy, lush and green. As lawn clippings contain a large amount of water, robotic-mown surfaces require less irrigation than conventionally-mown lawns. And because of their random cutting pattern and their low weight, the mowers leave no visible tracks.



### ROBOTIC LAWN MOWER AUTOMOWER® 550 / 550H EPOS



1.25 acres  
 45%  
 9.5 in  
 0.8-2.4 in / 2-3.6 in  
 31.7 lbs / 34.6 lbs

Fully equipped robotic mower featuring Husqvarna EPOS™ technology with transport paths, appDrive and precise area management. With virtual boundaries you can define several work areas with different settings as well as set temporary stay-out zones. Handles lawns of up to 1.25 acres and navigates narrow passages, obstacles, tough terrain and slopes up to 45% with ease. Reference station required.

- EPOS™ navigation with virtual boundaries
- FOTA – firmware over the air
- Handles slopes up to 45%
- Navigates narrow passages
- Object detection
- Weather timer
- Husqvarna Fleet Services™

### ROBOTIC LAWN MOWER AUTOMOWER® 535 AWD



0.9 acres  
 70%  
 8.6 in  
 1.2-2.8 in  
 37.5 lbs

All-wheel-drive robotic lawn mower, developed for commercial applications. Specially developed to handle tough terrain and deliver impressive slope performance (up to 70%). It makes light work of lawns of up to 0.9 acres and navigates narrow passages. Its smart features keep lawns green, fresh and perfectly cut, while you have total control from the office.

- Extreme slope/terrain performance
- GPS-assisted navigation
- Weather timer
- Object detection
- FOTA – firmware over the air
- Husqvarna Fleet Services™ \*

### ROBOTIC LAWN MOWER AUTOMOWER® 550 / 550H



1.25 acres  
 45%  
 9.5 in  
 0.8-2.4 in / 2-3.5 in  
 29.8 lbs / 33 lbs

Fully equipped robotic mower designed for efficient fleet use. It handles lawns up to 1.25 acres and navigates narrow passages, obstacles, tough terrain and slopes up to 45% with ease. It keeps lawns green, fresh and perfectly cut, maintains high speed in open areas and slows down when detecting objects.

- GPS-assisted navigation
- Weather timer
- Object detection
- Automower® Club solution
- Husqvarna Fleet Services™ \*

### ROBOTIC LAWN MOWER AUTOMOWER® 520 / 520H



0.6 acres  
 45%  
 9.5 in  
 0.8-2.4 in / 2-3.6 in  
 29.3 lbs / 32.4 lbs

Robotic mower designed for efficient fleet use. It handles lawns up to 0.6 acres and navigates narrow passages, obstacles, tough terrain and slopes up to 45% with ease. Its smart features keep lawns green, fresh and perfectly cut, while you have total control from the office.

- GPS-assisted navigation
- Weather timer
- Husqvarna Fleet Services™ \*

ROBOTIC MOWERS	AUTOMOWER® 550 / 550H EPOS	AUTOMOWER® 550 / 550H	AUTOMOWER® 535 AWD	AUTOMOWER® 520 / 520H
<b>CAPACITY *</b>				
Working area capacity, acres, Pro sports quality	0.9	0.9	0.6	0.4
Working area capacity, acres, Pro quality	1.24	1.24	0.9	0.6
Working area capacity, acres, Regular quality	1.5	1.5	1.0	0.75
Area capacity per hour, acres, Pro quality	0.05	0.05	0.03	0.02
Maximum slope capacity, inside / by edge, %	45/15	45/15	70/50	45/15
<b>CUTTING SYSTEM</b>				
Cutting width, in	9.5	9.5	8.6	9.5
Cutting height, min-max, in	0.8-2.4 / 2-3.6	0.8-2.4 / 2-3.6	1.2-2.8	0.8-2.4 / 2-3.6
Height adjustment	Electric	Electric	Electric	Electric
Cutting system	3 pivoting razor blades	3 pivoting razor blades	3 pivoting razor blades	3 pivoting razor blades
Extra blades, pcs	6	6	6	6
<b>NAVIGATION</b>				
Boundary type	Virtual	Wire	Wire	Wire
Navigation system	Irregular	Irregular	Irregular	Irregular
Automatic passage handling	Yes	Yes	Yes	Yes
Automower® Club solution	-	Yes	-	-
GPS-assisted navigation	-	Yes	Yes	Yes
Follow guide	Virtual transport path	3	3	3
Search system	EPOS™ Guidance	Pentasearch	Pentasearch	Pentasearch
<b>PRODUCT DATA</b>				
Weight, lbs	31.7 / 34.6	29.8 / 33	37.5	29.3 / 32.4
Speed, mph	1.45	1.45	1.34	0.94
Protection index (IP code)	IPX4 (Charging station IPX1)	IPX4 (Charging station IPX1)	IPX4 (Charging station IPX1)	IPX4 (Charging station IPX1)
Mean energy consumption at maximum use (kWh per month)	24	23	24	17
Power consumption during cutting, W	35	35	40	30
Battery type	Li-ion	Li-ion	Li-ion	Li-ion
Battery capacity, Ah	10.4	10.4	5.0	3.2
Battery voltage, V	18	18	18	18
Charging system	Automatic	Automatic	Automatic	Automatic
Charging current, A	7.0	7.0	7.0	2.2
Low voltage cable (ft)	32	32	32	32
<b>CONTROL</b>				
Husqvarna Fleet Services™	●	●	●	●
Automower® Connect	●	●	●	●
Husqvarna EPOS™ technology	●	-	-	-
Pro user interface/app	●	●	●	●
Precise area management	●	-	-	-
Weather timer	●	●	●	●
Park button on charging station	-	●	●	●
FOTA – firmware over the air	●	-	●	-
<b>SAFETY AND SECURITY</b>				
Object detection	●	●	●	-
Safety lights	●	-	-	-
GPS theft tracking	●	●	●	●
Anti-theft alarm	●	●	●	●
PIN code lock	●	●	●	●
Lift sensor	●	●	●	●
Collision sensor	●	●	●	●
Tilt sensor	●	●	●	●
<b>ACCESSORIES</b>				
Reference station	●	-	-	-
Wheel brushes	●	●	(●)	●

\* Requires a cellular connection from a local telecom operator. A data plan for the product life (10 years) is included. (Please note that we can only guarantee the functionality of the product itself, and not the uptime or coverage of the 3rd party data connection.)

Working area capacity, acres Maximum slope capacity, inside, % Cutting height, min-max, in Weight, lbs

For more technical specifications and information on engine power rating, see pages 89.

(●) = Accessory \*\*Working area capacity is variable due to grass type, soil, cutting height, lawn complexity and slope. \*\*Sound level perceived is measured according to ISO 11094:1991.



#### DEPENDABLE BATTERY POWER

### Battery power for professional mowing performance

Our 500-series battery-powered lawn mowers are designed for professional use. This means powerful brushless motors, durable aluminum chassis and superb mowing performance even in tall grass, whether you prefer mulching or collection. You can use them with either integrated or backpack batteries, making them ideal complements to your Husqvarna battery-powered equipment fleet.

## Walking behind. Staying ahead.

Our professional lawnmowers come equipped with smart and convenient features to make your work more productive. Their powerful battery-powered motors and gas-powered engines, and their durable cutting decks, make them ideal for all areas to be cut. Thanks to their robust design they'll be reliable workmates for many years. Husqvarna's constant focus on ergonomics and user-friendliness means you can keep up the pace and stay efficient even during longer shifts.

EXPLORE ONLINE



Scan the QR code to view our range of commercial walk mowers online.

**DIGITAL KEYPAD**

**Convenient operation and control**

The digital keypad on the handle makes it easy to check the battery status, switch savE™ on/off and adjust the variable speed (on self-propelled battery mowers).

**DUAL BATTERY SLOTS**

**Longer battery runtime for continuous work**

For maximum runtime and convenient productivity, our battery-powered lawn mowers have two battery slots with an automatic switch. When battery #1 is empty, just put it in the charger and continue working with battery #2.

**BACKPACK BATTERY MOUNT**

**Use your backpack battery, save your back**

With the optional mounting bracket, you can attach a backpack battery directly on top of the battery mower, instead of wearing a harness.

**USER-CENTRIC FOCUS**

**Taking care of you**

Thanks to features and functions like ergonomic handles and easy start, you will experience better ergonomics, less vibrations and an easier workday.

**CHASSIS DESIGN**

**Durable aluminum chassis**

We've been very selective when choosing the material for our mowers. Not least when it comes to the cutting decks. They are all cast in one-piece aluminum, which gives optimal torsional rigidity and extends service life. Aluminum is a light material that doesn't rust and it is solid enough for years of tough and demanding operation. Some decks feature our side protection bumper, which protects the deck from wear and keeps the mower looking good for longer.

**COLLECTION UNIT**

**High-capacity collecting**

Husqvarna's professional collector mower features a high capacity collector with dust blocker and convenient one-hand emptying.

**DIRECT DRIVE**

**4 Speed forward at high torque**

The drive wheels are powered by a direct drive transmission with a dedicated, brushless electric motor. This means high productivity, energy efficiency and long service life. For transporting, the forward drive can be activated without engaging the blades.

**CUTTING DECK DESIGN**

**Superb cutting in all situations**

The generous design of the cutting decks enables high volumes of grass to be cut at the same time. This is a major contribution to the machines' well-known and appreciated performance. The deck design also helps to deliver great cutting results even on damp surfaces. The W520 features a blade brake clutch, which allows you to stop the cutting blades without having to stop the engine.

**POWERBOOST™**

**Extra cutting force where you need it**

The PowerBoost™ function increases the rpm of the cutting blades automatically when working in tough conditions, such as when mowing tall grass. This gives a "gas-like" user experience.

**MULCHING LAWN MOWERS**

**Experience efficient mowing and greener lawns**

Many Husqvarna lawnmowers are mulching capable, which means that the grass is cut twice and finely chopped. On the lawn surface, the cuttings quickly break down, providing nourishment to the soil. Vital nutrients are returned to the soil, and the grass grows stronger and healthier. This discourages weed and moss growth. The denser coverage also shades the soil and improves moisture retention.



GAS LAWN MOWER

# W520



179 cm<sup>3</sup>   
 4.5 hp   
 20 in   
 1.5-4.5 in

A rugged mower that's ready for the most demanding full-time landscaping work. The W520 professional walk mower delivers robust performance and perfect results. Ergonomic features offer an easier, less straining work experience, while a blade brake clutch ensures less downtime and improved mowing efficiency. Don't head into your work day without the W520 on your landscaping trailer.

- Cast aluminum with side bumpers
- Kawasaki FJ180 engine
- Blade brake control
- Self-propelled AutoWalk
- Easy adjust and foldable handle

BATTERY LAWN MOWER

# W520i



40V   
 20 in   
 1.5-4.5 in

The W520i battery powered walk mower offers a high level of performance in a commercial duty package. The robust aluminum cutting deck with high-level components and heavy-duty commercial powerhead deliver extreme reliability. Energy optimization and double battery slots ensure extended mowing times, while the versatile Husqvarna batteries are a smart investment for any pro building a battery fleet. The 520i is a rugged mower that's ready for the most demanding full-time commercial work.

- Cast aluminum with side bumpers
- Weatherproof IPX4 rating
- Battery backpack option
- Intuitive keypad
- Power Boost



LAWN MOWERS	W520	W520i
<b>TECHNICAL SPECIFICATIONS</b>		
Engine manufacturer	Kawasaki	Husqvarna
Engine model	FJ180	-
Cylinder displacement, cm <sup>3</sup>	179	40 V
Power output, hp	4.5	-
Fuel tank volume, fl oz	60.9	-
Drive system	Self propelled	Self propelled
Drive wheels	Rear	Rear
Speed forward, max, mph	3.7	3.7
Cutting deck material	Aluminum	Aluminum
Cutting methods	C/M/D	C/M/D
Cutting width, in	20	20
Cutting height, min-max, in	1.5-4.5	1.5-4.5
Cutting height steps	9	9
Wheel size, front/rear, in	8.2/8.2	8.2/8.2
Rims, material	Aluminum	Aluminum
Blade type	Collection	Collection
Collector type	Fabric	Fabric
Collector volume, cu ft	2.3	2.3
Sound pressure level at operators ear, dB(A)		84
Sound power level guaranteed (LWA) dB(A)		97
Weight, lbs	117	91
<b>FEATURES</b>		
Double ball-bearing wheels	●	●
Throttle control	●	●
Foldable handle	●	●
Handle height adjustment	●	●
Blade brake clutch (BBC)	●	-
Side protection bumper	●	●
PowerBoost™	-	●
savE™	-	●

\*Noise emissions in the environment measured and calculated as guaranteed sound power level according to EC-directive 2000/14/EC. The guaranteed sound power level includes variation in production as well as variation from the test code with 1-2 dB(A). \*\*Sound pressure level according to EN ISO 5395-1. Declared sound pressure level has a typical statistical dispersion (standard deviation) of 1.5 dB(A).

**NOMINAL POWER** The EU machinery directive (2006/42/EC) came into force on January 1, 2010, requiring manufacturers to declare the nominal power of engines, in kilowatts (kW). The power rating of the engines indicated is the average net power output during a normal working situations and meets applicable noise regulations (at specified rpm, see owner manual) of a typical production engine for the engine model measured to SAE standard J 1349/ISO 1585. Mass production engines may differ from this value. Actual power output for the engine installed in the final machine will depend on the operating speed, environmental conditions and other variables.



**SAFETY GEAR**

# Made for working

For high-quality work, you need high-quality work wear. And of course, that means tried and tested premium gear. Husqvarna's range has been designed and developed to provide everything you need when it comes to protection, warmth and functionality to get the job done safely and efficiently. And every pair has polycarbonate lens with 99.9% UV protection and meets ANSI Z87.1.



**CLASSIC**

Featuring a dielectric design with extended curved lens protection. Dual mold rubber temples and adjustable rubber nose piece. Black frame color with indoor/outdoor lens color.



**SPORT**

Premium protective sunglasses designed for extreme style and performance. Incredibly lightweight for all day wear.



**TORQUE**

Maximize your power at work or play in Husqvarna's Torque Protective Glasses. These glasses offer extreme style and extreme performance and are incredibly lightweight for all-day wear.



**FLEX POLARIZED**

Premium protective sunglasses with vented rubber nose piece for breathability and dual-mold rubber temple grips for better stability. Polarized lenses eliminate reflective glare for reduced eyestrain and enhanced view. Crystal black frame color and smoke lens color.



**VIBE**

Premium protective sunglasses offer the perfect combination of style and safety for both men and women. Features a vented rubber nose piece for breathability and dual-mold rubber temple grips for better stability. Purple frame color. Gradient mirror lens color.



**SAVANNAH**

Premium protective sunglasses with a half-frame style for unobstructed visibility. Features soft rubber temples and nose piece. Camo frame color. Bronze lens color.



**LEGACY**

Sleek modern full frame design for added protection. Dual mold rubber temple grips for better stability. Husqvarna Orange and Grey Frame Color. Silver / Mirror lens color.



**WOODLAND**

Premium glasses with a sleek, modern, full-frame design for added protection. Features dual-mold rubber temple grips for improved stability. Woodland camo frame color. Smoke lens color.



**CLEAR CUT**

Premium protective sunglasses with an adjustable rubber nose piece for added comfort. Dual mold rubber temple grips for better stability. Husqvarna grey frame color with orange temple grips. Silver mirror lens color.



**FREESTYLE**

Premium protective sunglasses with a sleek, lightweight, full frame with wide temples. Features a custom logo design for added style. Matte black frame color. Fire mirror lens color.



**FORTRESS**

Enjoy strong workday protection in Husqvarna's Fortress sunglasses. Features EVA foam-lined frames that effectively protect against dust and debris. Available in crystal black frame color with a smoke lens shading.



**TECHNICAL CHAINSAW PROTECTION GLOVE**

A Technical glove with saw protection 20m/s. Goat leather palm with interlock jersey and grey foam and laminated spandex fabric on back. Goat leather provides excellent protection against moisture and is suitable for demanding work. Made with comfortable seams that follows the hand shape and with double thumb stitching.



**FUNCTIONAL CHAINSAW PROTECTION GLOVES**

A comfortable saw protection glove made with a goat leather double palm with foam laminated spandex on the back and with nylon neoprene knuckles. Goat leather provides excellent protection against moisture and is suitable for demanding work. Knitted wrist makes it easy to put on and provides soft comfort. Cut resistant material in left hand.



**TECHNICAL WINTER GLOVES**

Get a grip on winter weather with Husqvarna's technical winter gloves featuring knuckle guard with EVA foam padding that extends to the index and middle finger. C100 3M Thinsulate™ traps warm air to help regulate your body temperature. Water-resistant nylon back-of-hand protection guards against the elements. Rugged Armortex® palm and thumb reinforcement provides robust abrasion resistance.



**TECHNICAL WORK GLOVES**

Husqvarna's Technical Work Gloves are heavy-duty gloves featuring full-coverage impact protection with secure wrist closures. Features D30® palm padding with DuraHide™ genuine leather. Lightweight and breathable with high-visibility colors.



**FUNCTIONAL WORK GLOVES**

The Functional Glove is a padded palm work glove. Secure wrist closure. Reinforced palm protection. D30® palm padding. Lightweight and breathable. High-Viz protection. Touchscreen capable with smart phones.



**CLASSIC WORK GLOVES**

The Classic Work Gloves are general-purpose gloves featuring quick-fit elastic closures, synthetic leather palms, and high visibility design. Lightweight and breathable, the gloves are fully touchscreen capable with smart phones.



**XTREME DUTY WORK GLOVES**

Designed for multiple jobs such as rope/cable or wood handling, filing, and other everyday jobs. Heavy duty pig skin designed with a double reinforced split grain leather palm, thumb and index finger where reinforcement is needed most. Gunn cut with a shirred elastic back for a snug, secure fit.



**XTREME GRIP GLOVES**

The latex double-dipped formed gloves are both breathable and comfortable. They provide grip in wet or dry conditions. Nylon/spandex is used on the back of the hand for better and tighter fit. Gloves are fast drying.




# Change clothes. Not who you are.

Show who you are, even if you're not doing any tough work at the moment. The Husqvarna Xplorer series is designed with that in mind. These leisurewear clothes and accessories will help you feel comfortable and express your workday confidence in your free time.



EXPLORE ONLINE

Scan the QR code to view our range of apparel and gear.



Premium materials maximize breathability and comfort



Engineered for high functionality and rugged conditions



Quality construction and contemporary designs are the perfect fit for any lifestyle



TRÄD



TRÄD



ÅRGÅNG



DYGN



TERRÅNG



UTFORSKARE



LÅNGTRADARE



VANDRA



JAKT



**Husqvarna**<sup>®</sup>

[www.husqvarna.com](http://www.husqvarna.com)